





Numeral	Descripción	Presupuesto					Reconocimientos			Recaudos			Saldo de Apropriación por Ejecutar	Saldo por Recaudar
		Inicio	Tralados		Adición (-) Reducción	Definitivo	Anterior	Del Mes	Total	Anterior	Del Mes	Total		
			Créditos	Contracrédito										
01 PASTO SALUD ESE														
1	Ingresos	84,859,305,788	0	0	43,394,657,580	128,253,963,368	105,427,080,536	9,667,106,986	115,094,187,522	95,236,483,259	1,201,156,809	96,437,640,068	13,159,775,846	18,656,547,454
1.0	Disponibi	0	0	0	11,047,309,640	11,047,309,640	11,047,309,641	0	11,047,309,641	11,047,309,641	0	11,047,309,641	-1	0
1.0.02	Bancos	0	0	0	11,047,309,640	11,047,309,640	11,047,309,641	0	11,047,309,641	11,047,309,641	0	11,047,309,641	-1	0
1.0.02.02.01	DI Desti	0	0	0	2,628,428,891	2,628,428,891	2,628,428,892	0	2,628,428,892	2,628,428,892	0	2,628,428,892	-1	0
1.0.02.02.02	DI Recur	0	0	0	8,418,880,749	8,418,880,749	8,418,880,749	0	8,418,880,749	8,418,880,749	0	8,418,880,749	0	0
1.0.02.02.03	Disponibi	0	0	0	0	0	0	0	0	0	0	0	0	0
1.1	Ingresos	84,524,770,760	0	0	28,920,963,676	113,445,734,436	90,635,261,587	9,641,723,388	100,276,984,975	80,444,664,311	1,175,773,211	81,620,437,522	13,168,749,461	18,656,547,453
1.1.02	Ingresos	84,524,770,760	0	0	28,920,963,676	113,445,734,436	90,635,261,587	9,641,723,388	100,276,984,975	80,444,664,311	1,175,773,211	81,620,437,522	13,168,749,461	18,656,547,453
1.1.02.05	Venta de	84,373,863,736	0	0	13,471,620,906	97,845,484,642	75,180,637,906	9,184,410,124	84,365,048,030	65,053,183,416	719,867,117	65,773,050,533	13,480,436,612	18,591,997,497
1.1.02.05.001	Ventas d	84,373,863,736	0	0	13,471,620,906	97,845,484,642	75,180,637,906	9,184,410,124	84,365,048,030	65,053,183,416	719,867,117	65,773,050,533	13,480,436,612	18,591,997,497
1.1.02.05.001.09	Servicios	84,373,863,736	0	0	13,471,620,906	97,845,484,642	75,180,637,906	9,184,410,124	84,365,048,030	65,053,183,416	719,867,117	65,773,050,533	13,480,436,612	18,591,997,497
1.1.02.05.001.09.02	VENTA D	84,373,863,736	0	0	13,471,620,906	97,845,484,642	75,180,637,906	9,184,410,124	84,365,048,030	65,053,183,416	719,867,117	65,773,050,533	13,480,436,612	18,591,997,497
1.1.02.05.001.09.02.01	REGIME	77,562,523,061	0	0	11,677,755,106	89,240,278,167	69,122,059,314	8,877,359,018	77,999,418,332	60,531,085,692	619,606,258	61,150,691,950	11,240,859,835	16,848,726,382
1.1.02.05.001.09.02.01.01	Régimen	70,155,669,231	0	0	11,677,755,106	81,833,424,337	66,414,241,252	8,863,279,282	75,277,520,534	57,823,267,630	605,526,522	58,428,794,152	6,555,903,803	16,848,726,382
1.1.02.05.001.09.02.01.02	Régimen	7,406,853,830	0	0	0	7,406,853,830	2,707,818,062	14,079,736	2,721,897,798	2,707,818,062	14,079,736	2,721,897,798	4,684,956,032	0
1.1.02.05.001.09.02.02	REGIME	3,731,830,292	0	0	0	3,731,830,292	2,111,456,651	262,734,744	2,374,191,395	807,515,231	78,308,085	885,823,316	1,357,638,897	1,488,368,079
1.1.02.05.001.09.02.02.01	Régimen	2,838,494,900	0	0	0	2,838,494,900	1,799,760,068	261,077,147	2,060,837,215	495,818,648	76,650,488	572,469,136	777,657,685	1,488,368,079
1.1.02.05.001.09.02.02.02	Régimen	893,335,392	0	0	0	893,335,392	311,696,583	1,657,597	313,354,180	311,696,583	1,657,597	313,354,180	579,981,212	0
1.1.02.05.001.09.02.03	PROMO	2,254,622,597	0	0	114,914,150	2,369,536,747	1,500,916,664	0	1,500,916,664	1,499,849,039	0	1,499,849,039	868,620,083	1,067,625
1.1.02.05.001.09.02.03.01	P y P Int	2,254,622,597	0	0	114,914,150	2,369,536,747	1,500,916,664	0	1,500,916,664	1,499,849,039	0	1,499,849,039	868,620,083	1,067,625
1.1.02.05.001.09.02.03.02	P y P Int	0	0	0	0	0	0	0	0	0	0	0	0	0
1.1.02.05.001.09.02.04	Operació	0	0	0	1,678,951,650	1,678,951,650	1,678,951,650	0	1,678,951,650	1,678,951,650	0	1,678,951,650	0	0
1.1.02.05.001.09.02.04.01	Operació	0	0	0	1,678,951,650	1,678,951,650	1,678,951,650	0	1,678,951,650	1,678,951,650	0	1,678,951,650	0	0
1.1.02.05.001.09.02.04.02	Operació	0	0	0	0	0	0	0	0	0	0	0	0	0
1.1.02.05.001.09.02.05	SOAT - E	169,856,685	0	0	0	169,856,685	147,518,253	11,918,179	159,436,432	67,130,087	9,658,888	76,788,975	10,420,253	82,647,457
1.1.02.05.001.09.02.05.01	SOAT - E	137,748,058	0	0	0	137,748,058	113,028,524	11,766,654	124,795,178	32,640,358	9,507,363	42,147,721	12,952,880	82,647,457
1.1.02.05.001.09.02.05.02	SOAT - E	32,108,627	0	0	0	32,108,627	34,489,729	151,525	34,641,254	34,489,729	151,525	34,641,254	-2,532,627	0
1.1.02.05.001.09.02.18	ADRES	141,595,679	0	0	0	141,595,679	166,625,639	11,424,492	178,050,131	101,623,937	0	101,623,937	-36,454,452	76,426,194
1.1.02.05.001.09.02.18.01	ADRES V	126,774,207	0	0	0	126,774,207	65,001,702	11,424,492	76,426,194	0	0	0	50,348,013	76,426,194
1.1.02.05.001.09.02.18.02	ADRES V	14,821,472	0	0	0	14,821,472	101,623,937	0	101,623,937	101,623,937	0	101,623,937	-86,802,465	0
1.1.02.05.001.09.02.19	OTRAS E	160,500,860	0	0	0	160,500,860	146,410,596	9,215,623	155,626,219	113,349,841	535,818	113,885,659	4,874,641	41,740,560
1.1.02.05.001.09.02.19.01	OTRAS E	99,969,731	0	0	0	99,969,731	38,350,129	9,079,783	47,429,912	5,289,374	399,978	5,689,352	52,539,819	41,740,560
1.1.02.05.001.09.02.19.02	OTRAS E	60,531,129	0	0	0	60,531,129	108,060,467	135,840	108,196,307	108,060,467	135,840	108,196,307	-47,665,178	0
1.1.02.05.001.09.02.20	OTRAS V	352,934,562	0	0	0	352,934,562	306,699,139	11,758,068	318,457,207	253,677,939	11,758,068	265,436,007	34,477,355	53,021,200
1.1.02.05.001.09.02.20.01	OTRAS V	352,934,562	0	0	0	352,934,562	306,699,139	11,758,068	318,457,207	253,677,939	11,758,068	265,436,007	34,477,355	53,021,200


 Edgardo Romo Genoy
 Profesional Universitario Presupuesto



 Diego Fernando Morales Ortegón
 Gerente


 Myriam Ruth Bolaños Delgado
 Subgerencia Financiera y Comercial

Numeral	Descripcion	Presupuesto						Reconocimientos			Recaudos			Saldo de Apropriacion por Ejecutar	Saldo por Recaudar
		Inicio	Traslados		Adición (-) Reducción	Definitivo	Anterior	Del Mes	Total	Anterior	Del Mes	Total			
			Créditos	Contracrédito											
1.1.02.05.001.09.02.20.02	OTRAS V	0	0	0	0	0	0	0	0	0	0	0	0	0	0
1.1.02.06	Transfere	150,907,024	0	0	15,449,342,770	15,600,249,794	15,454,623,681	457,313,264	15,911,936,945	15,391,480,895	455,906,094	15,847,386,989	-311,687,151	64,549,956	
1.1.02.06.007	Subvenci	150,907,024	0	0	15,449,342,770	15,600,249,794	15,454,623,681	457,313,264	15,911,936,945	15,391,480,895	455,906,094	15,847,386,989	-311,687,151	64,549,956	
1.1.02.06.007.02	Empresa	150,907,024	0	0	15,449,342,770	15,600,249,794	15,454,623,681	457,313,264	15,911,936,945	15,391,480,895	455,906,094	15,847,386,989	-311,687,151	64,549,956	
1.1.02.06.007.02.08	Transfere	150,907,024	0	0	15,449,342,770	15,600,249,794	15,454,623,681	457,313,264	15,911,936,945	15,391,480,895	455,906,094	15,847,386,989	-311,687,151	64,549,956	
1.2	Recursos	334,535,028	0	0	3,426,384,264	3,760,919,292	3,744,509,308	25,383,598	3,769,892,906	3,744,509,307	25,383,598	3,769,892,905	-8,973,614	1	
1.2.05	Rendimie	334,535,028	0	0	0	334,535,028	318,125,044	25,383,598	343,508,642	318,125,043	25,383,598	343,508,641	-8,973,614	1	
1.2.05.02	Depósito	334,535,028	0	0	0	334,535,028	318,125,044	25,383,598	343,508,642	318,125,043	25,383,598	343,508,641	-8,973,614	1	
1.2.08	Transfere	0	0	0	3,426,384,264	3,426,384,264	3,426,384,264	0	3,426,384,264	3,426,384,264	0	3,426,384,264	0	0	
1.2.08.06	De otras	0	0	0	3,426,384,264	3,426,384,264	3,426,384,264	0	3,426,384,264	3,426,384,264	0	3,426,384,264	0	0	
1.2.08.06.002	Condicio	0	0	0	3,426,384,264	3,426,384,264	3,426,384,264	0	3,426,384,264	3,426,384,264	0	3,426,384,264	0	0	
	Total	84,859,305,788	0	0	43,394,657,580	128,253,963,368	105,427,080,536	9,667,106,986	115,094,187,522	95,236,483,259	1,201,156,809	96,437,640,068	13,159,775,846	18,656,547,45	



Edgardo Romo Genoy
 Profesional Universitario Presupuesto



Diego Fernando Morales Ortegón
 Gerente



Myriam Ruth Bolaños Delgado
 Subgerencia Financiera y Comercial

Vigencia: 2025 Mes: Octubre Rubros: 2 a 29 Sede: todas Decimales: 0

Fecha de Impresión 29/11/2025

Page 1 of 8

Numeral	Tipo	Descripcion	Presupuesto				Compromisos C	Disponibilidades G	Obligaciones	Pagos		Saldo de apropiación por ejecutar L=D - G	Disponibilidades Abiertas L= G - C
			Inicio	Adición Crédito	Reducción ContraCrédito	Definitivo				Del Mes	Total		
01	PASTO	SALUD ESE											
2	E	Gastos	84,859,305,788	848,627,546,444	5,232,888,864	128,253,963,368	95,016,470,125	106,922,900,048	71,304,100,362	8,749,876,379	68,820,597,695	21,331,063,320	11,906,429,923
2.1	E	Funcionamient	35,053,303,464	8,175,752,156	3,028,719,375	40,200,336,245	30,729,925,559	32,401,307,833	24,642,534,999	2,493,942,972	23,782,120,646	7,799,028,412	1,671,382,274
2.1.1	E	Gastos de pe	13,432,854,275	46,115,043	41,000,000	13,437,969,318	9,040,661,966	9,269,882,595	8,973,041,417	863,930,094	8,536,967,098	4,168,086,723	229,220,629
2.1.1.01	E	Planta de pers	9,339,372,570	42,115,043	41,000,000	9,340,487,613	6,580,386,908	6,774,095,177	6,516,253,999	613,891,187	6,288,689,868	2,566,392,436	193,708,269
2.1.1.01.01	E	Factores cons	6,740,436,850	10,000,000	4,000,000	6,746,436,850	4,925,459,237	4,934,174,821	4,902,935,707	492,542,868	4,902,935,707	1,812,262,029	8,715,584
2.1.1.01.01.001	E	Factores sala	6,740,436,850	10,000,000	4,000,000	6,746,436,850	4,925,459,237	4,934,174,821	4,902,935,707	492,542,868	4,902,935,707	1,812,262,029	8,715,584
2.1.1.01.01.001.01.01	R	Sueldo básico	5,583,065,640	0	0	5,583,065,640	4,335,403,542	4,335,403,542	4,335,403,542	444,377,246	4,335,403,542	1,247,662,098	0
2.1.1.01.01.001.01.02.01	R	Horas extras, d	9,644,439	0	0	9,644,439	8,069,580	8,069,580	8,069,580	848,163	8,069,580	1,574,859	0
2.1.1.01.01.001.01.04.01	R	Subsidio de a	24,795,755	0	0	24,795,755	20,592,830	20,592,830	20,592,830	2,133,613	20,592,830	4,202,925	0
2.1.1.01.01.001.01.05.01	R	Auxilio de tran	42,230,729	0	0	42,230,729	41,800,000	41,800,000	41,800,000	4,313,333	41,800,000	430,729	0
2.1.1.01.01.001.01.06.01	R	Prima de serv	234,470,064	0	4,000,000	230,470,064	133,024,421	133,024,421	133,024,421	911,279	133,024,421	97,445,643	0
2.1.1.01.01.001.01.07.01	R	Bonificación p	161,882,801	0	0	161,882,801	151,915,249	151,915,249	151,915,249	9,914,724	151,915,249	9,967,552	0
2.1.1.01.01.001.01.08	E	Prestaciones s	684,347,422	10,000,000	0	694,347,422	234,653,615	243,369,199	212,130,085	30,044,510	212,130,085	450,978,223	8,715,584
2.1.1.01.01.001.01.08.01.01	R	Prima de navi	469,718,773	0	0	469,718,773	21,525,064	21,525,064	21,525,064	1,856,725	21,525,064	448,193,709	0
2.1.1.01.01.001.01.08.02.01	R	Prima de vaca	214,628,649	10,000,000	0	224,628,649	213,128,551	221,844,135	190,605,021	28,187,785	190,605,021	2,784,514	8,715,584
2.1.1.01.02	E	Contribucione	1,621,059,846	0	0	1,621,059,846	1,041,822,566	1,041,822,566	1,041,822,566	70,072,938	817,247,091	579,237,280	0
2.1.1.01.02.001.01	R	Aportes a la s	411,028,380	0	0	411,028,380	240,017,212	240,017,212	240,017,212	25,801,390	239,408,992	171,011,168	0
2.1.1.01.02.002.01	R	Aportes a la s	291,145,660	0	0	291,145,660	168,528,234	168,528,234	168,528,234	18,194,752	168,098,741	122,617,426	0
2.1.1.01.02.003.01	R	Aportes de ce	34,817,580	0	0	34,817,580	0	0	0	0	0	34,817,580	0
2.1.1.01.02.003.02	R	Aportes de ce	465,030,687	0	0	465,030,687	394,167,393	394,167,393	394,167,393	2,051,300	171,149,312	70,863,294	0
2.1.1.01.02.004.01	R	Aportes a caj	152,813,072	0	0	152,813,072	89,370,407	89,370,407	89,370,407	8,812,643	89,167,926	63,442,665	0
2.1.1.01.02.005.01	R	Aportes gener	75,094,166	0	0	75,094,166	37,993,263	37,993,263	37,993,263	4,195,434	37,929,438	37,100,903	0
2.1.1.01.02.006.01	R	Aportes al ICB	114,723,606	0	0	114,723,606	67,040,812	67,040,812	67,040,812	6,609,500	66,888,798	47,682,794	0
2.1.1.01.02.007.01	R	Aportes al SEN	76,406,695	0	0	76,406,695	44,705,245	44,705,245	44,705,245	4,407,919	44,603,884	31,701,450	0
2.1.1.01.03	E	Remuneracion	977,875,874	32,115,043	37,000,000	972,990,917	613,105,105	798,097,790	571,495,726	51,275,381	568,507,070	174,893,127	184,992,685
2.1.1.01.03.001	E	Prestaciones s	493,802,311	27,000,000	37,000,000	483,802,311	302,766,188	308,909,184	300,001,852	27,654,111	300,001,852	174,893,127	6,142,996
2.1.1.01.03.001.01.01	R	Vacaciones	211,126,714	20,000,000	0	231,126,714	223,685,495	223,685,495	223,685,495	21,928,703	223,685,495	7,441,219	0
2.1.1.01.03.001.02.01	R	Indemnización	254,076,222	0	37,000,000	217,076,222	52,603,529	52,603,529	52,603,529	2,221,442	52,603,529	164,472,693	0
2.1.1.01.03.001.03.01	R	Bonificación e	28,599,375	7,000,000	0	35,599,375	26,477,164	32,620,160	23,712,828	3,503,966	23,712,828	2,979,215	6,142,996
2.1.1.01.03.020	E	Estímulos a l	484,073,563	5,115,043	0	489,188,606	310,338,917	489,188,606	271,493,874	23,621,270	268,505,218	0	178,849,689
2.1.1.01.03.020.01.01	R	Bienestar Soci	484,073,563	0	0	484,073,563	305,223,874	484,073,563	271,493,874	23,621,270	268,505,218	0	178,849,689
2.1.1.01.03.020.02.01	R	Bienestar soci	0	5,115,043	0	5,115,043	5,115,043	5,115,043	0	0	0	0	0
2.1.1.02	E	Personal supe	4,093,481,705	4,000,000	0	4,097,481,705	2,460,275,057	2,495,787,417	2,456,787,417	250,038,907	2,248,277,230	1,601,694,288	35,512,360
2.1.1.02.01	E	Factores cons	2,597,391,409	4,000,000	0	2,601,391,409	1,576,952,800	1,608,794,266	1,573,794,266	187,491,214	1,573,794,266	992,597,143	31,841,466
2.1.1.02.01.001	E	Factores sala	2,597,391,409	4,000,000	0	2,601,391,409	1,576,952,800	1,608,794,266	1,573,794,266	187,491,214	1,573,794,266	992,597,143	31,841,466
2.1.1.02.01.001.01.01	R	Sueldo básico	1,816,067,992	0	0	1,816,067,992	1,162,858,964	1,162,858,964	1,162,858,964	114,599,325	1,162,858,964	653,209,028	0
2.1.1.02.01.001.02.01	R	Horas extras, d	77,946,543	0	0	77,946,543	42,447,761	42,447,761	42,447,761	4,045,275	42,447,761	35,498,782	0
2.1.1.02.01.001.04.01	R	Subsidio de a	91,515,260	0	0	91,515,260	58,114,096	58,114,096	58,114,096	5,707,763	58,114,096	33,401,164	0
2.1.1.02.01.001.05.01	R	Auxilio de tran	140,531,254	0	0	140,531,254	117,601,267	117,601,267	117,601,267	11,526,667	117,601,267	22,929,987	0
2.1.1.02.01.001.06.01	R	Prima de serv	88,275,260	4,000,000	0	92,275,260	90,283,216	90,283,216	90,283,216	429,317	90,283,216	1,992,044	0

Ejecución Presupuestal de Gastos Octubre de 2025

EMPRESA SOCIAL DEL ESTADO PASTO SALUD ESE - Nit: 900091143

Vigencia: 2025 Mes: Octubre Rubros: 2 a 29 Sede: todas Decimales: 0

Fecha de Impresión 29/11/2025

Page 3 of 8

Numeral	Tipo	Descripcion	Presupuesto				Compromisos C	Disponibilidades G	Obligaciones	Pagos		Saldo de apropiación por ejecutar L=D - G	Disponibilidades Abiertas L= G - C
			Inicio	Adición Crédito	Reducción ContraCrédito	Definitivo				Del Mes	Total		
2.1.2.01.01.003.07.07.01.01R		Motocicletas y	0	0	0	0	0	0	0	0	0	0	0
2.1.2.01.01.004	E	Activos fijos n	218,762,713	212,100,000	109,500,000	321,362,713	234,557,688	265,400,000	110,659,949	0	75,923,190	55,962,713	30,842,312
2.1.2.01.01.004.01	E	Muebles, ins	218,762,713	212,100,000	109,500,000	321,362,713	234,557,688	265,400,000	110,659,949	0	75,923,190	55,962,713	30,842,312
2.1.2.01.01.004.01.01	E	Muebles	218,762,713	212,100,000	109,500,000	321,362,713	234,557,688	265,400,000	110,659,949	0	75,923,190	55,962,713	30,842,312
2.1.2.01.01.004.01.01.04.01R		Otros muebles	218,762,713	204,500,000	109,500,000	313,762,713	226,957,688	257,800,000	103,059,949	0	68,323,190	55,962,713	30,842,312
2.1.2.01.01.004.01.01.04.02R		Otros muebles	0	7,600,000	0	7,600,000	7,600,000	7,600,000	7,600,000	0	7,600,000	0	0
2.1.2.02	E	Adquisiciones	19,050,249,570	6,496,542,582	1,821,812,395	23,724,979,757	20,052,162,422	21,078,127,965	14,584,980,923	1,438,165,996	14,236,227,853	2,646,851,792	1,025,965,543
2.1.2.02.01	E	Materiales y s	1,773,977,954	313,035,857	287,365,483	1,799,648,328	1,257,484,491	1,313,332,786	671,033,535	182,322,957	634,031,797	486,315,542	55,848,295
2.1.2.02.01.002	E	Productos ali	556,653,841	49,900,000	37,500,000	569,053,841	494,908,465	510,734,801	209,284,794	149,260,042	190,840,042	58,319,040	15,826,336
2.1.2.02.01.002.01.01	R	Dotación de P	406,653,841	0	0	406,653,841	391,027,505	406,653,841	167,704,794	149,260,042	149,260,042	0	15,626,336
2.1.2.02.01.002.01.02	R	Ropa Hospita	150,000,000	37,500,000	37,500,000	150,000,000	91,480,960	91,680,960	29,800,000	0	29,800,000	58,319,040	200,000
2.1.2.02.01.002.02.01	R	Dotación de p	0	0	0	0	0	0	0	0	0	0	0
2.1.2.02.01.002.02.02	R	Ropa Hospita	0	12,400,000	0	12,400,000	12,400,000	12,400,000	11,780,000	0	11,780,000	0	0
2.1.2.02.01.003	E	Otros bienes t	1,142,324,113	263,135,857	249,865,483	1,155,594,487	713,876,027	727,597,985	461,748,742	33,062,916	443,191,756	427,996,502	13,721,958
2.1.2.02.01.003.01	E	Otros bienes t	1,142,324,113	110,000,000	194,000,000	1,058,324,113	616,605,653	630,327,611	381,999,194	33,062,916	363,442,208	427,996,502	13,721,958
2.1.2.02.01.003.01.01	R	Materiales y S	682,324,113	10,000,000	10,000,000	682,324,113	383,878,042	397,600,000	270,848,177	22,193,231	254,116,516	284,724,113	13,721,958
2.1.2.02.01.003.01.02	R	Combustibles y	210,000,000	0	84,000,000	126,000,000	113,980,911	113,980,911	82,104,941	10,869,685	81,731,920	12,019,089	0
2.1.2.02.01.003.01.03	R	Impresos	250,000,000	100,000,000	100,000,000	250,000,000	118,746,700	118,746,700	29,046,076	0	27,593,772	131,253,300	0
2.1.2.02.01.003.01.04	R	Otras adquisic	0	0	0	0	0	0	0	0	0	0	0
2.1.2.02.01.003.02	E	Otros bienes t	0	153,135,857	55,865,483	97,270,374	97,270,374	97,270,374	79,749,548	0	79,749,548	0	0
2.1.2.02.01.003.02.01	R	Materiales y s	0	28,552,205	0	28,552,205	28,552,205	28,552,205	28,530,205	0	28,530,205	0	0
2.1.2.02.01.003.02.02	R	Combustibles y	0	33,204,809	0	33,204,809	33,204,809	33,204,809	15,705,983	0	15,705,983	0	0
2.1.2.02.01.003.02.03	R	Impresos	0	91,378,843	55,865,483	35,513,360	35,513,360	35,513,360	35,513,360	0	35,513,360	0	0
2.1.2.02.01.003.02.04	R	Otras adquisici	0	0	0	0	0	0	0	0	0	0	0
2.1.2.02.01.004	E	Productos met	75,000,000	0	0	75,000,000	48,700,000	75,000,000	0	0	0	0	26,300,000
2.1.2.02.01.004.01	R	Productos met	75,000,000	0	0	75,000,000	48,700,000	75,000,000	0	0	0	0	26,300,000
2.1.2.02.01.004.02	R	Productos met	0	0	0	0	0	0	0	0	0	0	0
2.1.2.02.02	E	Adquisición de	17,251,271,616	6,112,507,345	1,524,946,912	21,838,832,049	18,777,127,501	19,747,035,950	13,896,396,958	1,253,788,738	13,585,198,486	2,091,796,099	969,908,449
2.1.2.02.02.005	E	Servicios de la	2,760,000,000	780,110,854	92,886,681	3,447,224,173	2,613,052,675	3,146,956,084	1,852,260,838	193,887,653	1,846,960,146	300,268,089	533,903,409
2.1.2.02.02.005.01	E	Mantenimiento	2,760,000,000	780,110,854	92,886,681	3,447,224,173	2,613,052,675	3,146,956,084	1,852,260,838	193,887,653	1,846,960,146	300,268,089	533,903,409
2.1.2.02.02.005.01.01.01	R	MH. Infraestr	2,760,000,000	0	92,000,000	2,668,000,000	1,834,052,309	2,367,731,911	1,073,413,040	193,887,653	1,068,112,348	300,268,089	533,679,602
2.1.2.02.02.005.01.01.02	R	MH. Infraestr	0	780,110,854	886,681	779,224,173	779,000,366	779,224,173	778,847,798	0	778,847,798	0	223,807
2.1.2.02.02.006	E	Servicios de a	306,952,800	0	0	306,952,800	300,488,400	300,488,400	226,419,777	25,625,823	222,078,469	6,464,400	0
2.1.2.02.02.006.01.01	R	Transporte	306,952,800	0	0	306,952,800	300,488,400	300,488,400	226,419,777	25,625,823	222,078,469	6,464,400	0
2.1.2.02.02.006.02.01	R	Transporte	0	0	0	0	0	0	0	0	0	0	0
2.1.2.02.02.007	E	Servicios finan	705,700,000	629,845,330	0	1,335,545,330	1,017,850,918	1,019,969,577	1,002,466,385	223,000	1,002,466,385	315,575,753	2,118,659
2.1.2.02.02.007.01.01	R	Arrendamiento	5,700,000	0	0	5,700,000	4,014,000	5,352,000	3,345,000	223,000	3,345,000	348,000	1,338,000
2.1.2.02.02.007.01.02	R	Seguros	700,000,000	627,850,142	0	1,327,850,142	1,011,841,731	1,012,622,390	998,389,776	0	998,389,776	315,227,752	780,659
2.1.2.02.02.007.01.03	R	Gastos Financ	0	0	0	0	0	0	0	0	0	0	0
2.1.2.02.02.007.02.01	R	Arrendamiento	0	0	0	0	0	0	0	0	0	0	0
2.1.2.02.02.007.02.02	R	Seguros	0	1,995,188	0	1,995,188	1,995,187	1,995,187	731,609	0	731,609	1	0
2.1.2.02.02.008	E	Servicios prest	12,545,673,711	4,602,305,398	1,407,260,231	15,740,718,878	14,096,314,546	14,379,222,606	10,067,719,041	950,709,939	9,766,162,569	1,361,496,272	282,908,060

Ejecución Presupuestal de Gastos Octubre de 2025

EMPRESA SOCIAL DEL ESTADO PASTO SALUD ESE - Nit: 900091143

Vigencia: 2025 Mes: Octubre Rubros: 2 a 29 Sede: todas Decimales: 0

Fecha de Impresión 29/11/2025

Page 4 of 8

Numeral	Tipo	Descripción	Presupuesto			Compromisos C	Disponibilidades G	Obligaciones	Pagos		Saldo de apropiación por ejecutar L=D - G	Disponibilidades Abiertas L= G - C	
			Inicio	Adición Crédito	Reducción ContraCrédito				Definitivo	Del Mes			Total
2.1.2.02.02.008.01	E	Servicios prest	11,045,673,711	3,032,939,054	1,070,260,231	13,008,352,534	11,558,668,910	11,806,387,550	8,553,764,293	927,992,288	8,275,210,243	1,201,964,984	247,718,640
2.1.2.02.02.008.01.01	R	Servicios Persc	1,705,000,000	1,328,800,000	0	3,033,800,000	2,641,879,913	2,745,970,435	2,127,720,092	154,160,429	2,107,819,531	287,829,565	104,090,522
2.1.2.02.02.008.01.02	E	Servicios prest	0	645,937,417	137,638,398	508,299,019	507,999,012	508,299,012	481,783,735	0	481,783,735	7	300,000
2.1.2.02.02.008.01.02.01	R	Servicios persc	0	59,095,625	12,895,819	46,199,806	45,899,800	46,199,800	29,266,950	0	29,266,950	6	300,000
2.1.2.02.02.008.01.02.03	R	Mantenimiento	0	92,500	0	92,500	92,500	92,500	0	0	0	0	0
2.1.2.02.02.008.01.02.04	R	Publicidad, im	0	13,359,877	1,502	13,358,375	13,358,375	13,358,375	9,052,010	0	9,052,010	0	0
2.1.2.02.02.008.01.02.05	R	Vigilancia	0	258,542,905	68,167,852	190,375,053	190,375,053	190,375,053	190,375,053	0	190,375,053	0	0
2.1.2.02.02.008.01.02.06	R	Capacitación	0	0	0	0	0	0	0	0	0	0	0
2.1.2.02.02.008.01.02.07	R	Seguridad y s	0	12,936,910	30,000	12,906,910	12,906,910	12,906,910	8,493,810	0	8,493,810	0	0
2.1.2.02.02.008.01.02.08	R	Gestión ambiei	0	32,797,096	16,947,400	15,849,696	15,849,696	15,849,696	15,849,696	0	15,849,696	0	0
2.1.2.02.02.008.01.02.09	R	Aseo	0	0	0	0	0	0	0	0	0	0	0
2.1.2.02.02.008.01.02.10	R	Sistematizació	0	161,772,125	39,595,825	122,176,300	122,176,300	122,176,300	122,176,300	0	122,176,300	0	0
2.1.2.02.02.008.01.02.11	R	Intervenciones	0	97,086,661	0	97,086,661	97,086,660	97,086,660	97,086,660	0	97,086,660	1	0
2.1.2.02.02.008.01.02.13	R	Alojamiento d	0	0	0	0	0	0	0	0	0	0	0
2.1.2.02.02.008.01.02.14	R	Comunicacion	0	7,773,503	0	7,773,503	7,773,503	7,773,503	7,691,894	0	7,691,894	0	0
2.1.2.02.02.008.01.02.15	R	Revisión técni	0	990,715	0	990,715	990,715	990,715	401,862	0	401,862	0	0
2.1.2.02.02.008.01.02.19	R	Equipos básic	0	100,000	0	100,000	100,000	100,000	0	0	0	0	0
2.1.2.02.02.008.01.02.20	R	Programa PAP	0	1,389,500	0	1,389,500	1,389,500	1,389,500	1,389,500	0	1,389,500	0	0
2.1.2.02.02.008.01.03	R	Mantenimiento	220,000,000	0	120,000,000	100,000,000	100,000,000	100,000,000	93,720,999	27,269,758	91,899,757	0	0
2.1.2.02.02.008.01.04	R	Publicidad, Im	446,610,976	50,000,000	0	496,610,976	390,306,979	422,909,305	268,905,932	42,669,394	243,443,220	73,701,671	32,602,326
2.1.2.02.02.008.01.05	R	Vigilancia	2,523,862,923	393,000,000	593,000,000	2,323,862,923	2,093,944,691	2,093,944,691	1,371,980,635	170,870,145	1,197,201,606	229,918,232	0
2.1.2.02.02.008.01.06	R	Capacitación	334,403,699	174,000,000	174,000,000	334,403,699	70,452,335	74,052,335	32,722,655	8,620,184	30,430,764	260,351,364	3,600,000
2.1.2.02.02.008.01.07	R	Seguridad y s	35,000,000	0	0	35,000,000	30,999,000	30,999,000	10,718,810	5,943,348	10,449,148	4,001,000	0
2.1.2.02.02.008.01.08	R	Gestión Ambie	332,000,000	0	0	332,000,000	325,621,114	325,621,114	271,590,618	31,785,632	265,000,323	6,378,886	0
2.1.2.02.02.008.01.09	R	Aseo	3,212,411,532	400,401,637	0	3,612,813,169	3,562,813,169	3,562,813,169	2,561,615,193	340,909,160	2,556,505,190	50,000,000	0
2.1.2.02.02.008.01.10	R	Sistematizació	1,411,955,737	30,000,000	0	1,441,955,737	1,312,061,522	1,415,687,314	977,969,969	66,962,672	945,068,937	26,268,423	103,625,792
2.1.2.02.02.008.01.11	R	Intervenciones	655,058,580	0	45,621,833	609,436,747	386,167,929	389,667,929	253,911,255	63,311,881	245,530,667	219,768,818	3,500,000
2.1.2.02.02.008.01.12	R	Gastos Judici	1,200,000	0	0	1,200,000	0	0	0	0	0	1,200,000	0
2.1.2.02.02.008.01.13	R	Alojamiento d	64,983,240	0	0	64,983,240	63,768,600	63,768,600	48,012,442	5,314,050	47,454,466	1,214,640	0
2.1.2.02.02.008.01.14	R	Comunicacion	49,287,024	10,800,000	0	60,087,024	60,000,000	60,000,000	43,302,014	9,223,131	43,001,183	87,024	0
2.1.2.02.02.008.01.15	R	Revisión técni	7,300,000	0	0	7,300,000	5,295,645	5,295,645	2,450,943	952,505	2,262,714	2,004,355	0
2.1.2.02.02.008.01.16	R	Firmas digita	3,600,000	0	0	3,600,000	357,001	357,001	357,001	0	357,001	3,242,999	0
2.1.2.02.02.008.01.17	R	Derechos de u	30,000,000	0	0	30,000,000	7,002,000	7,002,000	7,002,000	0	7,002,000	22,998,000	0
2.1.2.02.02.008.01.18	R	Verificaciones	13,000,000	0	0	13,000,000	0	0	0	0	0	13,000,000	0
2.1.2.02.02.008.01.19	R	Equipos básic	0	0	0	0	0	0	0	0	0	0	0
2.1.2.02.02.008.01.20	R	Programa PAP	0	0	0	0	0	0	0	0	0	0	0
2.1.2.02.02.008.02	E	Mantenimiento	1,500,000,000	1,569,366,344	337,000,000	2,732,366,344	2,537,645,636	2,572,835,056	1,513,954,748	22,717,651	1,490,952,327	159,531,288	35,189,420
2.1.2.02.02.008.02.01.01	R	MH. Equipo B	600,000,000	100,000,000	0	700,000,000	699,999,993	699,999,994	519,235,867	3,690,927	511,907,432	6	1
2.1.2.02.02.008.02.01.02	R	MH. Equipo I	220,000,000	50,000,000	0	270,000,000	242,742,910	264,541,003	148,704,055	0	146,237,484	5,458,997	21,798,093
2.1.2.02.02.008.02.01.03	R	MH. Equipo de	434,000,000	429,000,000	0	863,000,000	849,536,392	862,927,718	291,359,188	19,026,724	283,666,757	72,282	13,391,326
2.1.2.02.02.008.02.01.04	R	MH. Equipo de	246,000,000	150,000,000	0	396,000,000	396,000,000	396,000,000	249,551,446	0	245,240,920	0	0
2.1.2.02.02.008.02.01.05	R	MH. Del Tran	0	536,000,000	337,000,000	199,000,000	45,000,000	45,000,000	1,204,458	0	0	154,000,000	0

Ejecución Presupuestal de Gastos Octubre de 2025

EMPRESA SOCIAL DEL ESTADO PASTO SALUD ESE - Nit: 900091143

Vigencia: 2025 Mes: Octubre Rubros: 2 a 29 Sede: todas Decimales: 0

Fecha de Impresión 29/11/2025

Page 5 of 8

Numeral	Tipo	Descripcion	Presupuesto				Compromisos C	Disponibilidades G	Obligaciones	Pagos		Saldo de apropiación por ejecutar L=D - G	Disponibilidades Abiertas L= G - C
			Inicio	Adición Crédito	Reducción ContraCrédito	Definitivo				Del Mes	Total		
2.1.2.02.02.008.02.02.01	R	MH. Equipo b	0	4,306,960	0	4,306,960	4,306,960	4,306,960	4,306,960	0	4,306,960	0	0
2.1.2.02.02.008.02.02.02	R	MH. Equipo i	0	81,530,668	0	81,530,668	81,530,667	81,530,667	81,064,667	0	81,064,667	1	0
2.1.2.02.02.008.02.02.03	R	MH. Equipo de	0	144,219,027	0	144,219,027	144,219,027	144,219,027	144,219,027	0	144,219,027	0	0
2.1.2.02.02.008.02.02.04	R	MH. Equipo de	0	74,309,689	0	74,309,689	74,309,687	74,309,687	74,309,080	0	74,309,080	2	0
2.1.2.02.02.009	E	Servicios para	879,800,000	85,000,000	24,800,000	940,000,000	704,021,680	855,000,000	704,021,680	78,184,180	704,021,680	85,000,000	150,978,320
2.1.2.02.02.009.01.01	R	Servicios Públi	879,800,000	85,000,000	24,800,000	940,000,000	704,021,680	855,000,000	704,021,680	78,184,180	704,021,680	85,000,000	150,978,320
2.1.2.02.02.010	E	Viáticos de los	53,145,105	15,245,763	0	68,390,868	45,399,282	45,399,282	43,509,237	5,158,143	43,509,237	22,991,586	0
2.1.2.02.02.010.01.01	R	Viáticos y Gast	53,145,105	15,245,763	0	68,390,868	45,399,282	45,399,282	43,509,237	5,158,143	43,509,237	22,991,586	0
2.1.2.02.03	E	Gastos Imprev	25,000,000	70,999,380	9,500,000	86,499,380	17,550,430	17,759,230	17,550,430	2,054,300	16,997,570	68,740,150	208,800
2.1.2.02.03.01.01	R	Gastos impre	25,000,000	70,000,000	9,500,000	85,500,000	16,551,050	16,759,850	16,551,050	2,054,300	15,998,190	68,740,150	208,800
2.1.2.02.03.01.02	R	Gastos impre	0	999,380	0	999,380	999,380	999,380	999,380	0	999,380	0	0
2.1.3	E	Transferencias	731,950,309	142,136,034	600,000,000	274,086,343	184,361,792	184,361,792	184,361,792	0	184,361,792	89,724,551	0
2.1.3.02	E	A empresas di	0	0	0	0	0	0	0	0	0	0	0
2.1.3.02.01	E	Actividades de	0	0	0	0	0	0	0	0	0	0	0
2.1.3.02.01.004	R	Financiación d	0	0	0	0	0	0	0	0	0	0	0
2.1.3.13	E	Sentencias y c	731,950,309	142,136,034	600,000,000	274,086,343	184,361,792	184,361,792	184,361,792	0	184,361,792	89,724,551	0
2.1.3.13.01	E	Fallos nacional	731,950,309	142,136,034	600,000,000	274,086,343	184,361,792	184,361,792	184,361,792	0	184,361,792	89,724,551	0
2.1.3.13.01.001.01	R	Sentencias	475,000,000	142,136,034	400,000,000	217,136,034	164,954,260	164,954,260	164,954,260	0	164,954,260	52,181,774	0
2.1.3.13.01.001.02	R	Sentencias	0	0	0	0	0	0	0	0	0	0	0
2.1.3.13.01.002.01	R	Conciliaciones	256,950,309	0	200,000,000	56,950,309	19,407,532	19,407,532	19,407,532	0	19,407,532	37,542,777	0
2.1.7	E	Disminución d	0	0	0	0	0	0	0	0	0	0	0
2.1.7.05	E	Programas de	0	0	0	0	0	0	0	0	0	0	0
2.1.7.05.01	E	Programas de	0	0	0	0	0	0	0	0	0	0	0
2.1.7.05.01.01.01	R	DISPONIBILID	0	0	0	0	0	0	0	0	0	0	0
2.1.8	E	Gastos por tr	302,200,000	0	0	302,200,000	62,579,004	170,737,938	62,579,004	0	62,579,004	131,462,062	108,158,934
2.1.8.01	E	Impuestos	16,000,000	0	0	16,000,000	16,000,000	16,000,000	16,000,000	0	16,000,000	0	0
2.1.8.01.51.01	R	Impuesto sobr	0	0	0	0	0	0	0	0	0	0	0
2.1.8.01.52.01	R	Impuesto pred	16,000,000	0	0	16,000,000	16,000,000	16,000,000	16,000,000	0	16,000,000	0	0
2.1.8.04	E	Contribucione	264,200,000	0	0	264,200,000	46,579,004	154,737,938	46,579,004	0	46,579,004	109,462,062	108,158,934
2.1.8.04.01	E	Cuota de fisc	158,200,000	0	0	158,200,000	0	108,158,934	0	0	0	50,041,066	108,158,934
2.1.8.04.01.01.01	R	Transferencias	158,200,000	0	0	158,200,000	0	108,158,934	0	0	0	50,041,066	108,158,934
2.1.8.04.07.01	R	Contribución d	106,000,000	0	0	106,000,000	46,579,004	46,579,004	46,579,004	0	46,579,004	59,420,996	0
2.1.8.05	E	Multas, sancio	22,000,000	0	0	22,000,000	0	0	0	0	0	22,000,000	0
2.1.8.05.01	E	Multas y sanci	22,000,000	0	0	22,000,000	0	0	0	0	0	22,000,000	0
2.1.8.05.01.001.01	R	Multas Superin	9,000,000	0	0	9,000,000	0	0	0	0	0	9,000,000	0
2.1.8.05.01.004.01	R	Sanciones ad	13,000,000	0	0	13,000,000	0	0	0	0	0	13,000,000	0
2.3	E	Inversión	0	6,828,672,901	213,412,836	6,615,260,065	2,305,865,693	5,932,249,963	1,573,863,903	12,644,476	1,573,863,903	683,010,102	3,626,384,270
2.3.2	E	Adquisición de	0	6,828,672,901	213,412,836	6,615,260,065	2,305,865,693	5,932,249,963	1,573,863,903	12,644,476	1,573,863,903	683,010,102	3,626,384,270
2.3.2.01	E	Adquisición de	0	6,828,672,901	213,412,836	6,615,260,065	2,305,865,693	5,932,249,963	1,573,863,903	12,644,476	1,573,863,903	683,010,102	3,626,384,270
2.3.2.01.01	E	Activos fijos	0	6,828,672,901	213,412,836	6,615,260,065	2,305,865,693	5,932,249,963	1,573,863,903	12,644,476	1,573,863,903	683,010,102	3,626,384,270
2.3.2.01.01.001	E	Edificaciones y	0	4,743,095,454	213,412,836	4,529,682,618	1,611,569,983	3,846,672,517	879,568,193	12,644,476	879,568,193	683,010,101	2,235,102,534
2.3.2.01.01.001.02	E	Edificaciones d	0	4,743,095,454	213,412,836	4,529,682,618	1,611,569,983	3,846,672,517	879,568,193	12,644,476	879,568,193	683,010,101	2,235,102,534

Ejecución Presupuestal de Gastos Octubre de 2025

EMPRESA SOCIAL DEL ESTADO PASTO SALUD ESE - Nit: 900091143

Vigencia: 2025 Mes: Octubre Rubros: 2 a 29 Sede: todas Decimales: 0

Fecha de Impresión 29/11/2025

Page 6 of 8

Numeral	Tipo	Descripción	Presupuesto				Compromisos C	Disponibilidades G	Obligaciones	Pagos		Saldo de apropiación por ejecutar L=D - G	Disponibilidades Abiertas L= G - C
			Inicio	Adición Crédito	Reducción ContraCrédito	Definitivo				Del Mes	Total		
2.3.2.01.01.001.02.08	E	Edificios relaci	0	4,743,095,454	213,412,836	4,529,682,618	1,611,569,983	3,846,672,517	879,568,193	12,644,476	879,568,193	683,010,101	2,235,102,534
2.3.2.01.01.001.02.08.01.01R		Construcción y	0	366,097,963	0	366,097,963	366,097,963	366,097,963	221,665,045	0	221,665,045	0	0
2.3.2.01.01.001.02.08.01.02R		Centro de Sal	0	13,412,836	0	13,412,836	259,496	259,496	259,496	0	259,496	13,153,340	0
2.3.2.01.01.001.02.08.01.03R		Adecuaciones	0	2,235,102,528	0	2,235,102,528	0	2,235,102,528	0	0	0	0	2,235,102,528
2.3.2.01.01.001.02.08.02.01R		Construcción y	0	883,227,720	213,370,959	669,856,761	0	0	0	0	0	669,856,761	0
2.3.2.01.01.001.02.08.02.02R		Centro de Sal	0	41,883	41,877	6	0	6	0	0	0	0	6
2.3.2.01.01.001.02.08.03.01R		Construcción y	0	1,245,212,524	0	1,245,212,524	1,245,212,524	1,245,212,524	657,643,652	12,644,476	657,643,652	0	0
2.3.2.01.01.001.02.08.04.01R		Adecuaciones	0	0	0	0	0	0	0	0	0	0	0
2.3.2.01.01.003	E	Maquinaria y e	0	2,085,577,447	0	2,085,577,447	694,295,710	2,085,577,446	694,295,710	0	694,295,710	1	1,391,281,736
2.3.2.01.01.003.07	E	Equipo de tra	0	2,085,577,447	0	2,085,577,447	694,295,710	2,085,577,446	694,295,710	0	694,295,710	1	1,391,281,736
2.3.2.01.01.003.07.01	E	Vehículos aut	0	1,391,281,736	0	1,391,281,736	0	1,391,281,736	0	0	0	0	1,391,281,736
2.3.2.01.01.003.07.01.01	R	Unidades móvi	0	0	0	0	0	0	0	0	0	0	0
2.3.2.01.01.003.07.01.02	R	Transporte Asi	0	1,391,281,736	0	1,391,281,736	0	1,391,281,736	0	0	0	0	1,391,281,736
2.3.2.01.01.003.07.02.01	R	Unidades móvi	0	694,295,711	0	694,295,711	694,295,710	694,295,710	694,295,710	0	694,295,710	1	0
2.3.2.01.01.003.07.04.01	R	Transporte Asi	0	0	0	0	0	0	0	0	0	0	0
2.4	E	Gastos de op	49,806,002,324	33,623,121,387	1,990,756,653	81,438,367,058	61,980,678,873	68,589,342,253	45,087,701,460	6,243,288,932	43,464,613,147	12,849,024,805	6,608,663,380
2.4.1	E	Gastos de pe	21,058,196,599	147,000,000	147,000,000	21,058,196,599	14,844,939,223	15,046,951,962	14,819,929,575	1,448,313,977	13,649,104,614	6,011,244,637	202,012,739
2.4.1.01	E	Planta de pers	5,967,210,591	42,000,000	97,000,000	5,912,210,591	4,219,251,586	4,259,446,803	4,213,446,803	394,225,629	4,004,959,187	1,652,763,788	40,195,217
2.4.1.01.01	E	Factores cons	4,586,335,629	25,000,000	0	4,611,335,629	3,212,979,190	3,247,818,001	3,207,818,001	310,290,006	3,207,818,001	1,363,517,628	34,838,811
2.4.1.01.01.001	E	Factores sala	4,586,335,629	25,000,000	0	4,611,335,629	3,212,979,190	3,247,818,001	3,207,818,001	310,290,006	3,207,818,001	1,363,517,628	34,838,811
2.4.1.01.01.001.01.01	R	Sueldo básico	3,527,745,389	0	0	3,527,745,389	2,670,683,495	2,670,683,495	2,670,683,495	267,238,841	2,670,683,495	857,061,894	0
2.4.1.01.01.001.02.01	R	Horas extras, d	151,680,809	0	0	151,680,809	151,545,005	151,545,005	151,545,005	12,999,111	151,545,005	135,804	0
2.4.1.01.01.001.04.01	R	Subsidio de a	41,743,869	0	0	41,743,869	33,834,174	33,834,174	33,834,174	3,472,477	33,834,174	7,909,695	0
2.4.1.01.01.001.05.01	R	Auxilio de tran	71,510,785	0	0	71,510,785	68,400,004	68,400,004	68,400,004	7,020,000	68,400,004	3,110,781	0
2.4.1.01.01.001.06.01	R	Prima de serv	115,946,192	0	0	115,946,192	105,995,861	105,995,861	105,995,861	838,535	105,995,861	9,950,331	0
2.4.1.01.01.001.07.01	R	Bonificación p	103,801,371	0	0	103,801,371	89,597,506	89,597,506	89,597,506	2,643,263	89,597,506	14,203,865	0
2.4.1.01.01.001.08	E	Prestaciones s	573,907,214	25,000,000	0	598,907,214	92,923,145	127,761,956	87,761,956	16,077,779	87,761,956	471,145,258	34,838,811
2.4.1.01.01.001.08.01.01	R	Prima de navi	477,960,626	0	0	477,960,626	10,660,234	10,660,234	10,660,234	7,403,915	10,660,234	467,300,392	0
2.4.1.01.01.001.08.02.01	R	Prima de vaca	95,946,588	25,000,000	0	120,946,588	82,262,911	117,101,722	77,101,722	8,673,864	77,101,722	3,844,866	34,838,811
2.4.1.01.02	E	Contribucione	1,132,857,858	0	55,000,000	1,077,857,858	846,684,617	846,684,617	846,684,617	63,268,251	638,197,001	231,173,241	0
2.4.1.01.02.001.01	R	Aportes a la s	277,683,358	0	0	277,683,358	211,345,879	211,345,879	211,345,879	21,688,126	210,799,362	66,337,479	0
2.4.1.01.02.002.01	R	Aportes a la s	203,791,940	0	0	203,791,940	148,430,921	148,430,921	148,430,921	15,294,140	148,045,000	55,361,019	0
2.4.1.01.02.003.01	R	Aportes de ce	34,817,580	0	0	34,817,580	0	0	0	0	0	34,817,580	0
2.4.1.01.02.003.02	R	Aportes de ce	343,505,735	0	55,000,000	288,505,735	276,556,057	276,556,057	276,556,057	6,090,643	69,467,839	11,949,678	0
2.4.1.01.02.004.01	R	Aportes a caj	103,615,083	0	0	103,615,083	78,622,660	78,622,660	78,622,660	7,407,728	78,440,721	24,992,423	0
2.4.1.01.02.005.01	R	Aportes gener	46,340,586	0	0	46,340,586	33,421,472	33,421,472	33,421,472	3,526,596	33,364,122	12,919,114	0
2.4.1.01.02.006.01	R	Aportes al ICB	72,665,074	0	0	72,665,074	58,978,603	58,978,603	58,978,603	5,555,811	58,842,011	13,686,471	0
2.4.1.01.02.007.01	R	Aportes al SEN	50,438,502	0	0	50,438,502	39,329,025	39,329,025	39,329,025	3,705,207	39,237,946	11,109,477	0
2.4.1.01.03	E	Remuneracion	248,017,104	17,000,000	42,000,000	223,017,104	159,587,779	164,944,185	158,944,185	20,667,372	158,944,185	58,072,919	5,356,406
2.4.1.01.03.001	E	Prestaciones s	248,017,104	17,000,000	42,000,000	223,017,104	159,587,779	164,944,185	158,944,185	20,667,372	158,944,185	58,072,919	5,356,406
2.4.1.01.03.001.01.01	R	Vacaciones	114,142,674	15,000,000	0	129,142,674	124,804,965	124,804,965	124,804,965	12,240,856	124,804,965	4,337,709	0
2.4.1.01.03.001.02.01	R	Indemnización	119,720,062	0	42,000,000	77,720,062	24,643,534	24,643,534	24,643,534	7,345,237	24,643,534	53,076,528	0

Ejecución Presupuestal de Gastos Octubre de 2025

EMPRESA SOCIAL DEL ESTADO PASTO SALUD ESE - Nit: 900091143


Vigencia: 2025 Mes: Octubre Rubros: 2 a 29 Sede: todas Decimales: 0

Fecha de Impresión 29/11/2025


Page 7 of 8

Numeral	Tipo	Descripción	Presupuesto				Compromisos C	Disponibilidades G	Obligaciones	Pagos		Saldo de apropiación por ejecutar L=D - G	Disponibilidades Abiertas L= G - C
			Inicio	Adición Crédito	Reducción ContraCrédito	Definitivo				Del Mes	Total		
2.4.1.01.03.001.03.01	R	Bonificación e	14,154,368	2,000,000	0	16,154,368	10,139,280	15,495,686	9,495,686	1,081,279	9,495,686	658,682	5,356,406
2.4.1.01.03.020	E	Estímulos a l	0	0	0	0	0	0	0	0	0	0	0
2.4.1.01.03.020.01.01	R	Bienestar Soci	0	0	0	0	0	0	0	0	0	0	0
2.4.1.02	E	Personal supe	15,090,986,008	105,000,000	50,000,000	15,145,986,008	10,625,687,637	10,787,505,159	10,606,482,772	1,054,088,348	9,644,145,427	4,358,480,849	161,817,522
2.4.1.02.01	E	Factores cons	10,013,967,233	0	0	10,013,967,233	6,581,690,781	6,725,352,941	6,564,425,503	754,647,898	6,564,425,503	3,288,614,292	143,662,160
2.4.1.02.01.001	E	Factores sala	10,013,967,233	0	0	10,013,967,233	6,581,690,781	6,725,352,941	6,564,425,503	754,647,898	6,564,425,503	3,288,614,292	143,662,160
2.4.1.02.01.001.01.01	R	Sueldo básico	7,128,370,465	0	0	7,128,370,465	4,841,184,230	4,841,184,230	4,841,184,230	489,888,292	4,841,184,230	2,287,186,235	0
2.4.1.02.01.001.02.01	R	Horas extras, d	738,396,111	0	0	738,396,111	451,419,605	451,419,605	451,419,605	40,261,725	451,419,605	286,976,506	0
2.4.1.02.01.001.04.01	R	Subsidio de a	183,066,744	0	0	183,066,744	139,350,956	139,350,956	139,350,956	13,954,758	139,350,956	43,715,788	0
2.4.1.02.01.001.05.01	R	Auxilio de tran	290,640,776	0	0	290,640,776	281,546,157	281,546,157	281,546,157	28,140,000	281,546,157	9,094,619	0
2.4.1.02.01.001.06.01	R	Prima de serv	454,954,208	0	0	454,954,208	417,980,811	417,980,811	417,980,811	510,649	417,980,811	36,973,397	0
2.4.1.02.01.001.07.01	R	Bonificación p	244,752,628	0	0	244,752,628	209,700,506	209,700,506	209,700,506	170,161,444	209,700,506	35,052,122	0
2.4.1.02.01.001.08	E	Prestaciones s	973,786,301	0	0	973,786,301	240,508,516	384,170,676	223,243,238	11,731,030	223,243,238	589,615,625	143,662,160
2.4.1.02.01.001.08.01.01	R	Prima de navi	555,059,932	0	0	555,059,932	13,805,553	13,805,553	13,805,553	3,613,942	13,805,553	541,254,379	0
2.4.1.02.01.001.08.02.01	R	Prima de vaca	418,726,369	0	0	418,726,369	226,702,963	370,365,123	209,437,685	8,117,088	209,437,685	48,361,246	143,662,160
2.4.1.02.02	E	Contribucione	4,544,738,524	105,000,000	50,000,000	4,599,738,524	3,758,940,374	3,758,940,374	3,758,940,374	285,437,310	2,796,603,029	840,798,150	0
2.4.1.02.02.001.01	R	Aportes a la s	1,326,351,230	0	0	1,326,351,230	1,002,995,482	1,002,995,482	1,002,995,482	106,570,962	1,000,439,194	323,355,748	0
2.4.1.02.02.002.01	R	Aportes a la s	928,488,401	0	50,000,000	878,488,401	704,089,955	704,089,955	704,089,955	75,152,239	702,284,842	174,398,446	0
2.4.1.02.02.003.01	R	Aportes de ce	6,963,516	0	0	6,963,516	0	0	0	0	0	6,963,516	0
2.4.1.02.02.003.02	R	Aportes de ce	954,959,524	105,000,000	0	1,059,959,524	1,053,625,799	1,053,625,799	1,053,625,799	4,478,375	97,834,022	6,333,725	0
2.4.1.02.02.004.01	R	Aportes a caj	481,942,867	0	0	481,942,867	373,060,556	373,060,556	373,060,556	36,400,043	372,209,550	108,882,311	0
2.4.1.02.02.005.01	R	Aportes gener	237,303,211	0	0	237,303,211	158,704,471	158,704,471	158,704,471	17,328,964	158,436,221	78,598,740	0
2.4.1.02.02.006.01	R	Aportes al ICB	366,389,601	0	0	366,389,601	279,850,011	279,850,011	279,850,011	27,300,108	279,211,112	86,539,590	0
2.4.1.02.02.007.01	R	Aportes al SEN	242,340,174	0	0	242,340,174	186,614,100	186,614,100	186,614,100	18,206,619	186,188,088	55,726,074	0
2.4.1.02.03	E	Remuneracion	532,280,251	0	0	532,280,251	285,056,482	303,211,844	283,116,895	14,003,140	283,116,895	229,068,407	18,155,362
2.4.1.02.03.001	E	Prestaciones s	532,280,251	0	0	532,280,251	285,056,482	303,211,844	283,116,895	14,003,140	283,116,895	229,068,407	18,155,362
2.4.1.02.03.001.01.01	R	Vacaciones	411,929,758	0	0	411,929,758	245,047,240	245,047,240	245,047,240	8,433,583	245,047,240	166,882,518	0
2.4.1.02.03.001.02.01	R	Indemnización	74,911,565	0	0	74,911,565	13,948,017	13,948,017	13,948,017	4,652,004	13,948,017	60,963,548	0
2.4.1.02.03.001.03.01	R	Bonificación e	45,438,928	0	0	45,438,928	26,061,225	44,216,587	24,121,638	917,553	24,121,638	1,222,341	18,155,362
2.4.1.02.03.020	R	Estímulos a l	0	0	0	0	0	0	0	0	0	0	0
2.4.1.02.03.020.01.01	R	Bienestar Soci	0	0	0	0	0	0	0	0	0	0	0
2.4.5	E	Gastos de co	28,747,805,725	33,476,121,387	1,843,756,653	60,380,170,459	47,135,739,650	53,542,390,291	30,267,771,885	4,794,974,955	29,815,508,533	6,837,780,169	6,406,650,641
2.4.5.01	E	Materiales y s	13,694,325,165	1,954,771,874	603,000,000	15,046,097,039	11,587,348,292	14,512,784,797	8,673,857,727	996,864,978	8,532,084,737	533,312,242	2,925,436,505
2.4.5.01.01	R	Minerales; ele	0	0	0	0	0	0	0	0	0	0	0
2.4.5.01.02	R	Productos ali	0	0	0	0	0	0	0	0	0	0	0
2.4.5.01.03	E	Otros bienes t	13,694,325,165	1,954,771,874	603,000,000	15,046,097,039	11,587,348,292	14,512,784,797	8,673,857,727	996,864,978	8,532,084,737	533,312,242	2,925,436,505
2.4.5.01.03.01.01	R	Productos Far	8,844,560,734	553,000,000	603,000,000	8,794,560,734	5,990,406,920	8,410,547,767	4,391,345,124	448,788,496	4,310,701,881	384,012,967	2,420,140,847
2.4.5.01.03.01.02	R	Material médic	1,396,097,765	50,000,000	0	1,446,097,765	1,115,776,799	1,438,918,929	682,251,542	86,120,244	646,677,427	7,178,836	323,142,130
2.4.5.01.03.01.03	R	Material Odont	516,683,533	0	0	516,683,533	385,447,497	402,545,116	384,416,903	0	379,042,217	114,138,417	17,097,619
2.4.5.01.03.01.04	R	Material para L	2,936,983,133	0	0	2,936,983,133	2,771,326,153	2,936,382,063	1,930,108,465	461,956,238	1,909,927,519	601,070	165,055,910
2.4.5.01.03.02.01	R	Productos far	0	918,609,830	0	918,609,830	912,161,683	912,161,683	874,633,935	0	874,633,935	6,448,147	0
2.4.5.01.03.02.02	R	Material médic	0	302,564,598	0	302,564,598	282,674,069	282,674,069	281,546,588	0	281,546,588	19,890,529	0


Numeral	Tipo	Descripción	Presupuesto				Compromisos C	Disponibilidades G	Obligaciones	Pagos		Saldo de apropiación por ejecutar L=D - G	Disponibilidades Abiertas L= G - C
			Inicio	Adición Crédito	Reducción ContraCrédito	Definitivo				Del Mes	Total		
2.4.5.01.03.02.03	R	Material odontc	0	37,477,962	0	37,477,962	36,586,578	36,586,578	36,586,578	0	36,586,578	891,384	0
2.4.5.01.03.02.04	R	Material para l	0	93,119,484	0	93,119,484	92,968,592	92,968,592	92,968,592	0	92,968,592	150,892	0
2.4.5.01.04.01	R	Productos met	0	0	0	0	0	0	0	0	0	0	0
2.4.5.02	E	Adquisición de	15,053,480,560	31,521,349,513	1,240,756,653	45,334,073,420	35,548,391,358	39,029,605,493	21,593,914,158	3,798,109,977	21,283,423,796	6,304,467,927	3,481,214,135
2.4.5.02.05	R	Servicios de la	0	0	0	0	0	0	0	0	0	0	0
2.4.5.02.06	E	Servicios de a	600,000,000	200,000,000	100,000,000	700,000,000	582,000,000	582,000,000	381,290,455	56,769,501	374,329,645	118,000,000	0
2.4.5.02.06.01.01	R	Alimentación -	600,000,000	200,000,000	100,000,000	700,000,000	582,000,000	582,000,000	381,290,455	56,769,501	374,329,645	118,000,000	0
2.4.5.02.06.02.01	R	Alimentación -	0	0	0	0	0	0	0	0	0	0	0
2.4.5.02.07	R	Servicios finan	0	0	0	0	0	0	0	0	0	0	0
2.4.5.02.08	E	Servicios prest	4,974,267,990	20,317,281,593	1,139,026,731	24,152,522,852	14,635,514,049	17,966,728,184	7,135,423,779	1,620,721,254	6,951,894,869	6,185,794,669	3,331,214,135
2.4.5.02.08.01	E	Servicios prest	4,974,267,990	19,299,804,967	1,010,096,027	23,263,976,930	13,746,968,127	17,078,182,262	6,509,136,825	1,620,721,254	6,325,607,915	6,185,794,668	3,331,214,135
2.4.5.02.08.01.01	R	Servicios Persc	1,467,267,990	320,332,010	0	1,787,600,000	1,738,626,666	1,787,600,000	1,159,000,000	262,800,000	1,159,000,000	0	48,973,334
2.4.5.02.08.01.02	R	Control de Ca	90,000,000	0	0	90,000,000	54,915,751	54,915,751	43,767,386	9,255,007	43,394,251	35,084,249	0
2.4.5.02.08.01.03	R	Otros Gastos d	50,000,000	259,838,194	132,300,000	177,538,194	159,218,070	159,218,070	63,526,180	18,295,070	63,526,180	18,320,124	0
2.4.5.02.08.01.05	R	Transferencias	3,367,000,000	200,000,000	877,796,027	2,689,203,973	2,411,970,124	2,444,641,829	1,587,944,624	205,045,227	1,538,822,028	244,562,144	32,671,705
2.4.5.02.08.01.06	R	Servicios Persc	0	14,061,963,022	0	14,061,963,022	6,489,600,000	9,581,700,000	2,794,400,000	932,260,000	2,743,695,000	4,480,263,022	3,092,100,000
2.4.5.02.08.01.07	R	Servicios Persc	0	159,043,582	0	159,043,582	79,443,000	113,842,262	0	0	0	45,201,320	34,399,262
2.4.5.02.08.01.08	R	Otros Gastos, l	0	4,264,937,451	0	4,264,937,451	2,794,073,023	2,916,514,350	860,498,635	193,065,950	777,170,456	1,348,423,101	122,441,327
2.4.5.02.08.01.09	R	Otros Gastos-	0	33,690,708	0	33,690,708	19,121,493	19,750,000	0	0	0	13,940,708	628,507
2.4.5.02.08.01.10	R	Otros Gastos-	0	0	0	0	0	0	0	0	0	0	0
2.4.5.02.08.01.11	R	Otros Gastos-	0	0	0	0	0	0	0	0	0	0	0
2.4.5.02.08.02.01	R	Servicios Persc	0	6,000,000	0	6,000,000	6,000,000	6,000,000	0	0	0	0	0
2.4.5.02.08.02.02	R	Control de ca	0	32,659,231	24,259,200	8,400,031	8,400,031	8,400,031	8,344,331	0	8,344,331	0	0
2.4.5.02.08.02.03	R	Otros gastos d	0	20,903,861	0	20,903,861	20,903,861	20,903,861	20,903,807	0	20,903,807	1	0
2.4.5.02.08.02.05	R	Transferencias	0	828,973,316	56,185,536	772,787,780	772,787,780	772,787,780	584,438,816	0	584,438,816	0	0
2.4.5.02.08.02.06	R	Servicios Persc	0	127,993,367	47,635,467	80,357,900	80,357,900	80,357,900	12,600,000	0	12,600,000	0	0
2.4.5.02.08.02.08	R	Otros Gastos, l	0	946,851	850,501	96,350	96,350	96,350	0	0	0	0	0
2.4.5.02.09	E	Servicios para	9,479,212,570	11,004,067,920	1,729,922	20,481,550,568	20,330,877,310	20,480,877,310	14,077,199,924	2,120,619,222	13,957,199,282	673,258	150,000,000
2.4.5.02.09.01	E	Servicios para	9,479,212,570	11,002,337,998	0	20,481,550,568	20,330,877,310	20,480,877,310	14,077,199,924	2,120,619,222	13,957,199,282	673,258	150,000,000
2.4.5.02.09.01.01	R	Servicios Persc	9,479,212,570	11,002,337,998	0	20,481,550,568	20,330,877,310	20,480,877,310	14,077,199,924	2,120,619,222	13,957,199,282	673,258	150,000,000
2.4.5.02.09.02.01	R	Servicios Persc	0	1,729,922	1,729,922	0	0	0	0	0	0	0	0



Edgardo Romo Genoy
Profesional Universitario Presupuesto



Diego Fernando Morales Ortegón
Gerente




Myriam Ruth Bolaños Delgado
SubGerencia Financiera y Comercial

EMPRESA SOCIAL DEL ESTADO PASTO SALUD ESE NIT 900091143.9
ANALISIS DE RESULTADO DE INDICADORES PRESUPUESTALES OCTUBRE 2025

NOMBRE	VARIABLES	META	FUENTES	DATOS - INDICADOR				ANALISIS RESULTADO
				2025		2024		
RESULTADO EQUILIBRIO PRESUPUESTAL CON RECAUDO	Valor de la ejecucion de ingresos totales recaudados en la vigencia (incluye recaudo de CxC de vigencias anteriores)/ valor de la ejecucion de gastos coprometidos incluyendo CxP de vigencias anteriores.	> ó = 1,00	Ejecucion presupuestal	\$ 96,437,640,068.00	1.01	\$ 87,677,623,374.00	1.00	Informacion a 31 de OCTUBRE de 2025, el resultado del indicador muestra que el total del recaudo por concepto de ingresos representa el 1.01 del total de los gastos comprometidos.
				\$ 95,016,470,125.00		\$ 87,297,263,293.00		
SUPERAVIT O DEFICIT PRESUPUESTAL	Valor de la ejecucion de ingresos totales reconocidos en la vigencia (incluye recaudo de CxC de vigencias anteriores)/ valor de la ejecucion de gastos coprometidos incluyendo CxP de vigencias anteriores.	> ó = 1,00	Ejecucion presupuestal	\$ 115,094,187,522.00	1.21	\$ 93,907,685,919.00	1.08	Informacion a 31 de OCTUBRE de 2025, el resultado del indicador muestra que para financiar el 100% de los compromisos se cuenta con el 1.21 en reconocimientos de ingresos a OCTUBRE de 2025.
				\$ 95,016,470,125.00		\$ 87,297,263,293.00		
% DE EJECUCION DE INGRESOS	Valor de la ejecucion de ingresos totales recaudados de la vigencia (incluye recaudo de CxC de vigencias anteriores)/ valor de la apropiación definitiva de ingresos	100%	Ejecucion presupuestal	\$ 96,437,640,068.00	75%	\$ 87,677,623,374.00	81%	Informacion a 31 de OCTUBRE de 2025, el resultado del indicador muestra que del total del Presupuesto de ingresos aprobado se ha ejecutado en un 75%.
				\$ 128,253,963,368.00		\$ 108,499,296,526.00		
% DE EJECUCION DE GASTOS	Valor de la ejecucion de gastos totales comprometidos en la vigencia / valor de la apropiación definitiva de Gastos	100%	Ejecucion presupuestal	\$ 95,016,470,125.00	74%	\$ 87,297,263,293.00	80%	Informacion a 31 de OCTUBRE de 2025, el resultado del indicador mide el nivel de gastos comprometidos con relación al total del presupuesto que corresponde al 74%.
				\$ 128,253,963,368.00		\$ 108,499,296,526.00		

Sap. de Pasto, 28 de noviembre de 2025



EDGARDO ROMO GENOY
Profesional Universitario Presupuesto