

Numeral	Tipo	Descripcion	Presupuesto			Compromisos C	Disponibilidades G	Obligaciones	Pagos		Saldo de apropiación por ejecutar L=D - G	Disponibilidades Abiertas L= G - C
			Inicio	Adición Crédito	Reducción ContraCrédito				Definitivo	Del Mes		
01		PASTO SALUD ESE										
2	E	Gastos	84,859,305,78851,392,465,406	7,253,906,090	128,997,865,104	11,241,010,097	111,241,010,097	202,699,917,642	223,724,117,285	102,699,917,642	17,756,855,007	0
2.1	E	Funcionamie	35,053,303,464	8,587,158,001	3,440,125,220	40,200,336,245	35,482,491,604	33,886,247,948	6,746,473,780	33,886,247,948	4,717,844,641	0
2.1.1	E	Gastos de pe	13,432,854,275	196,635,043	191,635,043	13,437,854,275	11,405,617,471	11,400,617,471	1,937,307,410	11,400,617,471	2,032,236,804	0
2.1.1.01	E	Planta de pers	9,339,372,570	192,635,043	157,115,043	9,374,892,570	8,290,214,176	8,285,214,176	1,277,584,554	8,285,214,176	1,084,678,394	0
2.1.1.01.01	E	Factores cons	6,740,436,850	117,220,000	4,000,000	6,853,656,850	6,145,785,994	6,145,785,994	711,424,225	6,145,785,994	707,870,856	0
2.1.1.01.01.001	E	Factores sala	6,740,436,850	117,220,000	4,000,000	6,853,656,850	6,145,785,994	6,145,785,994	711,424,225	6,145,785,994	707,870,856	0
2.1.1.01.01.001.01.01	R	Sueldo básico	5,583,065,640	0	0	5,583,065,640	5,236,962,727	5,236,962,727	456,125,010	5,236,962,727	346,102,913	0
2.1.1.01.01.001.02.01	R	Horas extras, d	9,644,439	0	0	9,644,439	8,967,076	8,967,076	545,000	8,967,076	677,363	0
2.1.1.01.01.001.04.01	R	Subsidio de a	24,795,755	1,050,000	0	25,845,755	25,836,173	25,836,173	2,677,733	25,836,173	9,582	0
2.1.1.01.01.001.05.01	R	Auxilio de tran	42,230,729	10,170,000	0	52,400,729	52,400,000	52,400,000	5,413,333	52,400,000	729	0
2.1.1.01.01.001.06.01	R	Prima de serv	234,470,064	0	4,000,000	230,470,064	137,081,856	137,081,856	1,262,566	137,081,856	93,388,208	0
2.1.1.01.01.001.07.01	R	Bonificación p	161,882,801	16,000,000	0	177,882,801	169,784,877	169,784,877	4,920,412	169,784,877	8,097,924	0
2.1.1.01.01.001.08	E	Prestaciones s	684,347,422	90,000,000	0	774,347,422	514,753,285	514,753,285	240,480,171	514,753,285	259,594,137	0
2.1.1.01.01.001.08.01.01	R	Prima de navi	469,718,773	0	0	469,718,773	264,933,475	264,933,475	226,938,737	264,933,475	204,785,298	0
2.1.1.01.01.001.08.02.01	R	Prima de vaca	214,628,649	90,000,000	0	304,628,649	249,819,810	249,819,810	13,541,434	249,819,810	54,808,839	0
2.1.1.01.02	E	Contribucione	1,621,059,846	0	0	1,621,059,846	1,260,912,157	1,260,912,157	348,091,101	1,260,912,157	360,147,689	0
2.1.1.01.02.001.01	R	Aportes a la s	411,028,380	0	0	411,028,380	310,943,777	310,943,777	42,695,372	310,943,777	100,084,603	0
2.1.1.01.02.002.01	R	Aportes a la s	291,145,660	0	0	291,145,660	219,160,452	219,160,452	30,721,507	219,160,452	71,985,208	0
2.1.1.01.02.003.01	R	Aportes de ce	34,817,580	0	0	34,817,580	0	0	0	0	34,817,580	0
2.1.1.01.02.003.02	R	Aportes de ce	465,030,687	0	0	465,030,687	427,532,181	427,532,181	237,032,160	427,532,181	37,498,506	0
2.1.1.01.02.004.01	R	Aportes a caj	152,813,072	0	0	152,813,072	113,025,271	113,025,271	13,979,229	113,025,271	39,787,801	0
2.1.1.01.02.005.01	R	Aportes gener	75,094,166	0	0	75,094,166	48,936,284	48,936,284	6,191,478	48,936,284	26,157,882	0
2.1.1.01.02.006.01	R	Aportes al ICB	114,723,606	0	0	114,723,606	84,775,723	84,775,723	10,477,025	84,775,723	29,947,883	0
2.1.1.01.02.007.01	R	Aportes al SEN	76,406,695	0	0	76,406,695	56,538,469	56,538,469	6,994,330	56,538,469	19,868,226	0
2.1.1.01.03	E	Remuneracion	977,875,874	75,415,043	153,115,043	900,175,874	883,516,025	878,516,025	218,069,228	878,516,025	16,659,849	0
2.1.1.01.03.001	E	Prestaciones s	493,802,311	70,300,000	153,000,000	411,102,311	395,263,445	395,263,445	25,263,866	395,263,445	15,838,866	0
2.1.1.01.03.001.01.01	R	Vacaciones	211,126,714	58,300,000	0	269,426,714	269,371,142	269,371,142	15,246,129	269,371,142	55,572	0
2.1.1.01.03.001.02.01	R	Indemnización	254,076,222	0	153,000,000	101,076,222	94,959,841	94,959,841	8,403,236	94,959,841	6,116,381	0
2.1.1.01.03.001.03.01	R	Bonificación e	28,599,375	12,000,000	0	40,599,375	30,932,462	30,932,462	1,614,501	30,932,462	9,666,913	0
2.1.1.01.03.020	E	Estímulos a l	484,073,563	5,115,043	115,043	489,073,563	488,252,580	483,252,580	192,805,362	483,252,580	820,983	0
2.1.1.01.03.020.01.01	R	Bienestar Soci	484,073,563	0	0	484,073,563	483,252,580	483,252,580	192,805,362	483,252,580	820,983	0
2.1.1.01.03.020.02.01	R	Bienestar soci	0	5,115,043	115,043	5,000,000	5,000,000	5,000,000	0	0	0	0
2.1.1.02	E	Personal supe	4,093,481,705	4,000,000	34,520,000	4,062,961,705	3,115,403,294	3,115,403,294	659,722,855	3,115,403,294	947,558,411	0
2.1.1.02.01	E	Factores cons	2,597,391,409	4,000,000	4,520,000	2,596,871,409	2,040,727,288	2,040,727,288	332,140,062	2,040,727,288	556,144,121	0
2.1.1.02.01.001	E	Factores sala	2,597,391,409	4,000,000	4,520,000	2,596,871,409	2,040,727,288	2,040,727,288	332,140,062	2,040,727,288	556,144,121	0
2.1.1.02.01.001.01.01	R	Sueldo básico	1,816,067,992	0	4,520,000	1,811,547,992	1,368,272,287	1,368,272,287	96,239,476	1,368,272,287	443,275,705	0
2.1.1.02.01.001.02.01	R	Horas extras, d	77,946,543	0	0	77,946,543	51,339,373	51,339,373	4,886,647	51,339,373	26,607,170	0
2.1.1.02.01.001.04.01	R	Subsidio de a	91,515,260	0	0	91,515,260	68,462,282	68,462,282	4,784,965	68,462,282	23,052,978	0
2.1.1.02.01.001.05.01	R	Auxilio de tran	140,531,254	0	0	140,531,254	138,521,268	138,521,268	9,673,335	138,521,268	2,009,986	0
2.1.1.02.01.001.06.01	R	Prima de serv	88,275,260	4,000,000	0	92,275,260	90,283,216	90,283,216	0	90,283,216	1,992,044	0



Numeral	Tipo	Descripcion	Presupuesto				Compromisos C	Disponibilidades G	Obligaciones	Pagos		Saldo de apropiación por ejecutar L=D - G	Disponibilidades Abiertas L= G - C
			Inicio	Adición Crédito	Reducción ContraCrédito	Definitivo				Del Mes	Total		
2.1.2.01.01.003.07.07.01.01R		Motocicletas y	0	0	0	0	0	0	0	0	0	0	0
2.1.2.01.01.004	E	Activos fijos n	218,762,713	212,100,000	109,500,000	321,362,713	270,507,688	270,507,688	252,030,187	37,837,341	252,030,187	50,855,025	0
2.1.2.01.01.004.01	E	Muebles, ins	218,762,713	212,100,000	109,500,000	321,362,713	270,507,688	270,507,688	252,030,187	37,837,341	252,030,187	50,855,025	0
2.1.2.01.01.004.01.01	E	Muebles	218,762,713	212,100,000	109,500,000	321,362,713	270,507,688	270,507,688	252,030,187	37,837,341	252,030,187	50,855,025	0
2.1.2.01.01.004.01.01.04.01R		Otros muebles	218,762,713	204,500,000	109,500,000	313,762,713	262,907,688	262,907,688	244,430,187	37,837,341	244,430,187	50,855,025	0
2.1.2.01.01.004.01.01.04.02R		Otros muebles	0	7,600,000	0	7,600,000	7,600,000	7,600,000	7,600,000	0	7,600,000	0	0
2.1.2.02	E	Adquisiciones (	19,050,249,570	6,687,428,427	2,082,583,197	23,655,094,800	21,892,392,106	21,892,392,106	20,390,834,007	4,291,426,758	20,390,834,007	1,762,702,694	0
2.1.2.02.01	E	Materiales y s	1,773,977,954	313,035,857	374,864,309	1,712,149,502	1,328,352,776	1,328,352,776	1,286,816,234	424,439,757	1,286,816,234	383,796,726	0
2.1.2.02.01.002	E	Productos ali	556,653,841	49,900,000	37,500,000	569,053,841	494,288,464	494,288,464	493,789,773	132,713,119	493,789,773	74,765,377	0
2.1.2.02.01.002.01.01	R	Dotación de P	406,653,841	0	0	406,653,841	391,027,504	391,027,504	390,528,813	71,032,159	390,528,813	15,626,337	0
2.1.2.02.01.002.01.02	R	Ropa Hospita	150,000,000	37,500,000	37,500,000	150,000,000	91,480,960	91,480,960	91,480,960	61,680,960	91,480,960	58,519,040	0
2.1.2.02.01.002.02.01	R	Dotación de p	0	0	0	0	0	0	0	0	0	0	0
2.1.2.02.01.002.02.02	R	Ropa Hospita	0	12,400,000	0	12,400,000	11,780,000	11,780,000	11,780,000	0	11,780,000	620,000	0
2.1.2.02.01.003	E	Otros bienes t	1,142,324,113	263,135,857	337,364,309	1,068,095,661	785,364,313	785,364,313	773,931,691	272,631,868	773,931,691	282,731,348	0
2.1.2.02.01.003.01	E	Otros bienes t	1,142,324,113	110,000,000	264,000,000	988,324,113	705,614,765	705,614,765	694,182,144	272,631,868	694,182,144	282,709,348	0
2.1.2.02.01.003.01.01	R	Materiales y S	682,324,113	10,000,000	10,000,000	682,324,113	472,887,154	472,887,154	467,403,600	166,920,123	467,403,600	209,436,959	0
2.1.2.02.01.003.01.02	R	Combustibles y	210,000,000	0	84,000,000	126,000,000	113,980,911	113,980,911	109,186,140	15,713,113	109,186,140	12,019,089	0
2.1.2.02.01.003.01.03	R	Impresos	250,000,000	100,000,000	170,000,000	180,000,000	118,746,700	118,746,700	117,592,404	89,998,632	117,592,404	61,253,300	0
2.1.2.02.01.003.01.04	R	Otras adquisic	0	0	0	0	0	0	0	0	0	0	0
2.1.2.02.01.003.02	E	Otros bienes t	0	153,135,857	73,364,309	79,771,548	79,749,548	79,749,548	79,749,548	0	79,749,548	22,000	0
2.1.2.02.01.003.02.01	R	Materiales y s	0	28,552,205	0	28,552,205	28,530,205	28,530,205	28,530,205	0	28,530,205	22,000	0
2.1.2.02.01.003.02.02	R	Combustibles y	0	33,204,809	17,498,826	15,705,983	15,705,983	15,705,983	15,705,983	0	15,705,983	0	0
2.1.2.02.01.003.02.03	R	Impresos	0	91,378,843	55,865,483	35,513,360	35,513,360	35,513,360	35,513,360	0	35,513,360	0	0
2.1.2.02.01.003.02.04	R	Otras adqusici	0	0	0	0	0	0	0	0	0	0	0
2.1.2.02.01.004	E	Productos met	75,000,000	0	0	75,000,000	48,700,000	48,700,000	19,094,770	19,094,770	19,094,770	26,300,000	0
2.1.2.02.01.004.01	R	Productos met	75,000,000	0	0	75,000,000	48,700,000	48,700,000	19,094,770	19,094,770	19,094,770	26,300,000	0
2.1.2.02.01.004.02	R	Productos met	0	0	0	0	0	0	0	0	0	0	0
2.1.2.02.02	E	Adquisición de	17,251,271,616	6,303,393,190	1,688,218,888	21,866,445,918	20,527,670,050	20,527,670,050	19,067,648,493	3,847,615,290	19,067,648,493	1,338,775,868	0
2.1.2.02.02.005	E	Servicios de la	2,760,000,000	870,110,854	92,886,681	3,537,224,173	3,532,499,800	3,532,499,800	2,732,828,062	513,507,711	2,732,828,062	4,724,373	0
2.1.2.02.02.005.01	E	Mantenimiento	2,760,000,000	870,110,854	92,886,681	3,537,224,173	3,532,499,800	3,532,499,800	2,732,828,062	513,507,711	2,732,828,062	4,724,373	0
2.1.2.02.02.005.01.01.01	R	MH. Infraestr	2,760,000,000	90,000,000	92,000,000	2,758,000,000	2,753,652,002	2,753,652,002	1,953,980,264	513,507,711	1,953,980,264	4,347,998	0
2.1.2.02.02.005.01.01.02	R	MH. Infraestr	0	780,110,854	886,681	779,224,173	778,847,798	778,847,798	778,847,798	0	778,847,798	376,375	0
2.1.2.02.02.006	E	Servicios de a	306,952,800	0	0	306,952,800	306,952,800	306,952,800	303,838,400	56,134,108	303,838,400	0	0
2.1.2.02.02.006.01.01	R	Transporte	306,952,800	0	0	306,952,800	306,952,800	306,952,800	303,838,400	56,134,108	303,838,400	0	0
2.1.2.02.02.006.02.01	R	Transporte	0	0	0	0	0	0	0	0	0	0	0
2.1.2.02.02.007	E	Servicios finan	705,700,000	629,845,330	0	1,335,545,330	1,019,703,345	1,019,703,345	1,005,533,865	2,373,490	1,005,533,865	315,841,985	0
2.1.2.02.02.007.01.01	R	Arrendamiento	5,700,000	0	0	5,700,000	4,014,000	4,014,000	3,791,000	223,000	3,791,000	1,686,000	0
2.1.2.02.02.007.01.02	R	Seguros	700,000,000	627,850,142	0	1,327,850,142	1,013,694,158	1,013,694,158	1,001,011,256	2,150,490	1,001,011,256	314,155,984	0
2.1.2.02.02.007.01.03	R	Gastos Financ	0	0	0	0	0	0	0	0	0	0	0
2.1.2.02.02.007.02.01	R	Arrendamiento	0	0	0	0	0	0	0	0	0	0	0
2.1.2.02.02.007.02.02	R	Seguros	0	1,995,188	0	1,995,188	1,995,187	1,995,187	731,609	0	731,609	1	0
2.1.2.02.02.008	E	Servicios prest	12,545,673,711	4,703,191,243	1,570,532,207	15,678,332,747	14,761,026,253	14,761,026,253	14,117,960,315	3,183,054,593	14,117,960,315	917,306,494	0

Numeral	Tipo	Descripcion	Presupuesto				Compromisos C	Disponibilidades G	Obligaciones	Pagos		Saldo de apropiación por ejecutar L=D - G	Disponibilidades Abiertas L= G - C
			Inicio	Adición Crédito	Reducción ContraCrédito	Definitivo				Del Mes	Total		
2.1.2.02.02.008.01	E	Servicios prest	11,045,673,711	3,084,824,899	1,094,532,207	13,035,966,403	12,146,786,688	12,146,786,688	11,858,864,446	2,601,674,551	11,858,864,446	889,179,715	0
2.1.2.02.02.008.01.01	R	Servicios Persc	1,705,000,000	1,370,685,845	0	3,075,685,845	2,955,502,974	2,955,502,974	2,903,296,000	656,037,206	2,903,296,000	120,182,872	0
2.1.2.02.02.008.01.02	E	Servicios prest	0	645,937,417	161,910,374	484,027,043	483,009,541	483,009,541	481,783,735	0	481,783,735	1,017,502	0
2.1.2.02.02.008.01.02.01	R	Servicios persc	0	59,095,625	28,302,868	30,792,757	30,492,756	30,492,756	29,266,950	0	29,266,950	300,001	0
2.1.2.02.02.008.01.02.03	R	Mantenimiento	0	92,500	0	92,500	0	0	0	0	0	92,500	0
2.1.2.02.02.008.01.02.04	R	Publicidad, im	0	13,359,877	4,307,867	9,052,010	9,052,010	9,052,010	9,052,010	0	9,052,010	0	0
2.1.2.02.02.008.01.02.05	R	Vigilancia	0	258,542,905	68,167,852	190,375,053	190,375,053	190,375,053	190,375,053	0	190,375,053	0	0
2.1.2.02.02.008.01.02.06	R	Capacitación	0	0	0	0	0	0	0	0	0	0	0
2.1.2.02.02.008.01.02.07	R	Seguridad y s	0	12,936,910	3,918,100	9,018,810	8,493,810	8,493,810	8,493,810	0	8,493,810	525,000	0
2.1.2.02.02.008.01.02.08	R	Gestión ambier	0	32,797,096	16,947,400	15,849,696	15,849,696	15,849,696	15,849,696	0	15,849,696	0	0
2.1.2.02.02.008.01.02.09	R	Aseo	0	0	0	0	0	0	0	0	0	0	0
2.1.2.02.02.008.01.02.10	R	Sistematizació	0	161,772,125	39,595,825	122,176,300	122,176,300	122,176,300	122,176,300	0	122,176,300	0	0
2.1.2.02.02.008.01.02.11	R	Intervenciones	0	97,086,661	0	97,086,661	97,086,660	97,086,660	97,086,660	0	97,086,660	1	0
2.1.2.02.02.008.01.02.13	R	Alojamiento d	0	0	0	0	0	0	0	0	0	0	0
2.1.2.02.02.008.01.02.14	R	Comunicacion	0	7,773,503	81,609	7,691,894	7,691,894	7,691,894	7,691,894	0	7,691,894	0	0
2.1.2.02.02.008.01.02.15	R	Revisión técni	0	990,715	588,853	401,862	401,862	401,862	401,862	0	401,862	0	0
2.1.2.02.02.008.01.02.19	R	Equipos básic	0	100,000	0	100,000	0	0	0	0	0	100,000	0
2.1.2.02.02.008.01.02.20	R	Programa PAP	0	1,389,500	0	1,389,500	1,389,500	1,389,500	1,389,500	0	1,389,500	0	0
2.1.2.02.02.008.01.03	R	Mantenimiento	220,000,000	0	120,000,000	100,000,000	100,000,000	100,000,000	100,000,000	8,100,243	100,000,000	0	0
2.1.2.02.02.008.01.04	R	Publicidad, Im	446,610,976	50,000,000	0	496,610,976	434,909,304	434,909,304	396,959,791	112,939,922	396,959,791	61,701,672	0
2.1.2.02.02.008.01.05	R	Vigilancia	2,523,862,923	393,000,000	593,000,000	2,323,862,923	2,058,323,018	2,058,323,018	2,056,417,213	517,475,318	2,056,417,213	265,539,905	0
2.1.2.02.02.008.01.06	R	Capacitación	334,403,699	174,000,000	174,000,000	334,403,699	74,052,335	74,052,335	66,322,655	35,891,891	66,322,655	260,351,364	0
2.1.2.02.02.008.01.07	R	Seguridad y s	35,000,000	0	0	35,000,000	30,999,000	30,999,000	23,446,004	12,996,856	23,446,004	4,001,000	0
2.1.2.02.02.008.01.08	R	Gestión Ambie	332,000,000	10,000,000	0	342,000,000	340,621,114	340,621,114	322,230,137	27,219,537	322,230,137	1,378,886	0
2.1.2.02.02.008.01.09	R	Aseo	3,212,411,532	400,401,637	0	3,612,813,169	3,562,813,089	3,562,813,089	3,561,544,869	702,367,206	3,561,544,869	50,000,080	0
2.1.2.02.02.008.01.10	R	Sistematizació	1,411,955,737	30,000,000	0	1,441,955,737	1,364,365,139	1,364,365,139	1,242,933,030	213,648,483	1,242,933,030	77,590,598	0
2.1.2.02.02.008.01.11	R	Intervenciones	655,058,580	0	45,621,833	609,436,747	605,767,929	605,767,929	576,236,956	292,695,247	576,236,956	3,668,818	0
2.1.2.02.02.008.01.12	R	Gastos Judici	1,200,000	0	0	1,200,000	0	0	0	0	0	1,200,000	0
2.1.2.02.02.008.01.13	R	Alojamiento d	64,983,240	0	0	64,983,240	63,768,600	63,768,600	63,768,600	11,000,084	63,768,600	1,214,640	0
2.1.2.02.02.008.01.14	R	Comunicacion	49,287,024	10,800,000	0	60,087,024	60,000,000	60,000,000	52,888,302	9,887,119	52,888,302	87,024	0
2.1.2.02.02.008.01.15	R	Revisión técni	7,300,000	0	0	7,300,000	5,295,645	5,295,645	3,678,153	1,415,439	3,678,153	2,004,355	0
2.1.2.02.02.008.01.16	R	Firmas digita	3,600,000	0	0	3,600,000	357,001	357,001	357,001	0	357,001	3,242,999	0
2.1.2.02.02.008.01.17	R	Derechos de u	30,000,000	0	0	30,000,000	7,002,000	7,002,000	7,002,000	0	7,002,000	22,998,000	0
2.1.2.02.02.008.01.18	R	Verificaciones	13,000,000	0	0	13,000,000	0	0	0	0	0	13,000,000	0
2.1.2.02.02.008.01.19	R	Equipos básic	0	0	0	0	0	0	0	0	0	0	0
2.1.2.02.02.008.01.20	R	Programa PAP	0	0	0	0	0	0	0	0	0	0	0
2.1.2.02.02.008.02	E	Mantenimiento	1,500,000,000	1,618,366,344	476,000,000	2,642,366,344	2,614,239,565	2,614,239,565	2,259,095,869	581,380,043	2,259,095,869	28,126,779	0
2.1.2.02.02.008.02.01.01	R	MH. Equipo B	600,000,000	149,000,000	0	749,000,000	748,899,999	748,899,999	684,216,920	131,963,076	684,216,920	100,001	0
2.1.2.02.02.008.02.01.02	R	MH. Equipo I	220,000,000	50,000,000	0	270,000,000	267,201,907	267,201,907	243,507,935	79,210,025	243,507,935	2,798,093	0
2.1.2.02.02.008.02.01.03	R	MH. Equipo de	434,000,000	429,000,000	0	863,000,000	853,227,318	853,227,318	664,139,994	306,064,734	664,139,994	9,772,682	0
2.1.2.02.02.008.02.01.04	R	MH. Equipo de	246,000,000	150,000,000	0	396,000,000	396,000,000	396,000,000	340,940,002	41,750,924	340,940,002	0	0
2.1.2.02.02.008.02.01.05	R	MH. Del Tran	0	536,000,000	476,000,000	60,000,000	45,000,000	45,000,000	22,391,284	22,391,284	22,391,284	15,000,000	0

## Ejecución Presupuestal de Gastos Diciembre de 2025

EMPRESA SOCIAL DEL ESTADO PASTO SALUD ESE - Nit: 900091143

Vigencia: 2025 Mes: Diciembre Rubros: 2 a 29 Sede: todas Decimales: 0

Fecha de Impresión 28/01/2026

Page 5 of 8

Numeral	Tipo	Descripcion	Presupuesto				Compromisos C	Disponibilidades G	Obligaciones	Pagos		Saldo de apropiación por ejecutar L=D - G	Disponibilidades Abiertas L= G - C
			Inicio	Adición Crédito	Reducción ContraCrédito	Definitivo				Del Mes	Total		
2.1.2.02.02.008.02.02.01	R	MH. Equipo b	0	4,306,960	0	4,306,960	4,306,960	4,306,960	4,306,960	0	4,306,960	0	0
2.1.2.02.02.008.02.02.02	R	MH. Equipo i	0	81,530,668	0	81,530,668	81,074,667	81,074,667	81,064,667	0	81,064,667	456,001	0
2.1.2.02.02.008.02.02.03	R	MH. Equipo de	0	144,219,027	0	144,219,027	144,219,027	144,219,027	144,219,027	0	144,219,027	0	0
2.1.2.02.02.008.02.02.04	R	MH. Equipo de	0	74,309,689	0	74,309,689	74,309,687	74,309,687	74,309,080	0	74,309,080	2	0
2.1.2.02.02.009	E	Servicios para	879,800,000	85,000,000	24,800,000	940,000,000	854,866,985	854,866,985	854,866,985	85,323,803	854,866,985	85,133,015	0
2.1.2.02.02.009.01.01	R	Servicios Públi	879,800,000	85,000,000	24,800,000	940,000,000	854,866,985	854,866,985	854,866,985	85,323,803	854,866,985	85,133,015	0
2.1.2.02.02.010	E	Viáticos de los	53,145,105	15,245,763	0	68,390,868	52,620,867	52,620,867	52,620,867	7,221,585	52,620,867	15,770,001	0
2.1.2.02.02.010.01.01	R	Viáticos y Gast	53,145,105	15,245,763	0	68,390,868	52,620,867	52,620,867	52,620,867	7,221,585	52,620,867	15,770,001	0
2.1.2.02.03	E	Gastos Imprev	25,000,000	70,999,380	19,500,000	76,499,380	36,369,280	36,369,280	36,369,280	19,371,710	36,369,280	40,130,100	0
2.1.2.02.03.01.01	R	Gastos impre	25,000,000	70,000,000	19,500,000	75,500,000	35,369,900	35,369,900	35,369,900	19,371,710	35,369,900	40,130,100	0
2.1.2.02.03.01.02	R	Gastos impre	0	999,380	0	999,380	999,380	999,380	999,380	0	999,380	0	0
2.1.3	E	Transferencias	731,950,309	142,136,034	600,000,000	274,086,343	234,892,481	234,892,481	234,892,481	48,450,689	234,892,481	39,193,862	0
2.1.3.02	E	A empresas di	0	0	0	0	0	0	0	0	0	0	0
2.1.3.02.01	E	Actividades de	0	0	0	0	0	0	0	0	0	0	0
2.1.3.02.01.004	R	Financiación d	0	0	0	0	0	0	0	0	0	0	0
2.1.3.13	E	Sentencias y c	731,950,309	142,136,034	600,000,000	274,086,343	234,892,481	234,892,481	234,892,481	48,450,689	234,892,481	39,193,862	0
2.1.3.13.01	E	Fallos nacional	731,950,309	142,136,034	600,000,000	274,086,343	234,892,481	234,892,481	234,892,481	48,450,689	234,892,481	39,193,862	0
2.1.3.13.01.001.01	R	Sentencias	475,000,000	142,136,034	400,000,000	217,136,034	215,484,949	215,484,949	215,484,949	48,450,689	215,484,949	1,651,085	0
2.1.3.13.01.001.02	R	Sentencias	0	0	0	0	0	0	0	0	0	0	0
2.1.3.13.01.002.01	R	Conciliaciones	256,950,309	0	200,000,000	56,950,309	19,407,532	19,407,532	19,407,532	0	19,407,532	37,542,777	0
2.1.7	E	Disminución d	0	0	0	0	0	0	0	0	0	0	0
2.1.7.05	E	Programas de	0	0	0	0	0	0	0	0	0	0	0
2.1.7.05.01	E	Programas de	0	0	0	0	0	0	0	0	0	0	0
2.1.7.05.01.01.01	R	DISPONIBILID	0	0	0	0	0	0	0	0	0	0	0
2.1.8	E	Gastos por tr	302,200,000	0	0	302,200,000	77,015,685	77,015,685	77,015,685	14,436,681	77,015,685	225,184,315	0
2.1.8.01	E	Impuestos	16,000,000	0	0	16,000,000	16,000,000	16,000,000	16,000,000	0	16,000,000	0	0
2.1.8.01.51.01	R	Impuesto sobr	0	0	0	0	0	0	0	0	0	0	0
2.1.8.01.52.01	R	Impuesto pred	16,000,000	0	0	16,000,000	16,000,000	16,000,000	16,000,000	0	16,000,000	0	0
2.1.8.04	E	Contribucione	264,200,000	0	0	264,200,000	61,015,685	61,015,685	61,015,685	14,436,681	61,015,685	203,184,315	0
2.1.8.04.01	E	Cuota de fisc	158,200,000	0	0	158,200,000	14,436,681	14,436,681	14,436,681	14,436,681	14,436,681	143,763,319	0
2.1.8.04.01.01.01	R	Transferencias	158,200,000	0	0	158,200,000	14,436,681	14,436,681	14,436,681	14,436,681	14,436,681	143,763,319	0
2.1.8.04.07.01	R	Contribución d	106,000,000	0	0	106,000,000	46,579,004	46,579,004	46,579,004	0	46,579,004	59,420,996	0
2.1.8.05	E	Multas, sancio	22,000,000	0	0	22,000,000	0	0	0	0	0	22,000,000	0
2.1.8.05.01	E	Multas y sanci	22,000,000	0	0	22,000,000	0	0	0	0	0	22,000,000	0
2.1.8.05.01.001.01	R	Multas Superin	9,000,000	0	0	9,000,000	0	0	0	0	0	9,000,000	0
2.1.8.05.01.004.01	R	Sanciones ad	13,000,000	0	0	13,000,000	0	0	0	0	0	13,000,000	0
2.3	E	Inversión	0	6,828,672,901	213,412,836	6,615,260,065	5,858,409,093	5,858,409,093	2,965,145,639	1,391,281,736	2,965,145,639	756,850,972	0
2.3.2	E	Adquisición de	0	6,828,672,901	213,412,836	6,615,260,065	5,858,409,093	5,858,409,093	2,965,145,639	1,391,281,736	2,965,145,639	756,850,972	0
2.3.2.01	E	Adquisición de	0	6,828,672,901	213,412,836	6,615,260,065	5,858,409,093	5,858,409,093	2,965,145,639	1,391,281,736	2,965,145,639	756,850,972	0
2.3.2.01.01	E	Activos fijos	0	6,828,672,901	213,412,836	6,615,260,065	5,858,409,093	5,858,409,093	2,965,145,639	1,391,281,736	2,965,145,639	756,850,972	0
2.3.2.01.01.001	E	Edificaciones y	0	4,743,095,454	213,412,836	4,529,682,618	3,772,831,647	3,772,831,647	879,568,193	0	879,568,193	756,850,971	0
2.3.2.01.01.001.02	E	Edificaciones d	0	4,743,095,454	213,412,836	4,529,682,618	3,772,831,647	3,772,831,647	879,568,193	0	879,568,193	756,850,971	0

## Ejecución Presupuestal de Gastos Diciembre de 2025

EMPRESA SOCIAL DEL ESTADO PASTO SALUD ESE - Nit: 900091143

Vigencia: 2025 Mes: Diciembre Rubros: 2 a 29 Sede: todas Decimales: 0

Fecha de Impresión 28/01/2026

Page 6 of 8

Numeral	Tipo	Descripción	Presupuesto				Compromisos C	Disponibilidades G	Obligaciones	Pagos		Saldo de apropiación por ejecutar L=D - G	Disponibilidades Abiertas L= G - C
			Inicio	Adición Crédito	Reducción ContraCrédito	Definitivo				Del Mes	Total		
2.3.2.01.01.001.02.08	E	Edificios relaci	0	4,743,095,454	213,412,836	4,529,682,618	3,772,831,647	3,772,831,647	879,568,193	0	879,568,193	756,850,971	0
2.3.2.01.01.001.02.08.01.01R		Construcción y	0	366,097,963	0	366,097,963	366,097,963	366,097,963	221,665,045	0	221,665,045	0	0
2.3.2.01.01.001.02.08.01.02R		Centro de Sal	0	13,412,836	0	13,412,836	259,496	259,496	259,496	0	259,496	13,153,340	0
2.3.2.01.01.001.02.08.01.03R		Adecuaciones	0	2,235,102,528	0	2,235,102,528	2,161,261,664	2,161,261,664	0	0	0	73,840,864	0
2.3.2.01.01.001.02.08.02.01R		Construcción y	0	883,227,720	213,370,959	669,856,761	0	0	0	0	0	669,856,761	0
2.3.2.01.01.001.02.08.02.02R		Centro de Sal	0	41,883	41,877	6	0	0	0	0	0	6	0
2.3.2.01.01.001.02.08.03.01R		Construcción y	0	1,245,212,524	0	1,245,212,524	1,245,212,524	1,245,212,524	657,643,652	0	657,643,652	0	0
2.3.2.01.01.001.02.08.04.01R		Adecuaciones	0	0	0	0	0	0	0	0	0	0	0
2.3.2.01.01.003	E	Maquinaria y e	0	2,085,577,447	0	2,085,577,447	2,085,577,446	2,085,577,446	2,085,577,446	1,391,281,736	2,085,577,446	1	0
2.3.2.01.01.003.07	E	Equipo de tra	0	2,085,577,447	0	2,085,577,447	2,085,577,446	2,085,577,446	2,085,577,446	1,391,281,736	2,085,577,446	1	0
2.3.2.01.01.003.07.01	E	Vehículos aut	0	1,391,281,736	0	1,391,281,736	1,391,281,736	1,391,281,736	1,391,281,736	1,391,281,736	1,391,281,736	0	0
2.3.2.01.01.003.07.01.01	R	Unidades móvi	0	0	0	0	0	0	0	0	0	0	0
2.3.2.01.01.003.07.01.02	R	Transporte Asi	0	1,391,281,736	0	1,391,281,736	1,391,281,736	1,391,281,736	1,391,281,736	1,391,281,736	1,391,281,736	0	0
2.3.2.01.01.003.07.02.01	R	Unidades móvi	0	694,295,711	0	694,295,711	694,295,710	694,295,710	694,295,710	0	694,295,710	1	0
2.3.2.01.01.003.07.04.01	R	Transporte Asi	0	0	0	0	0	0	0	0	0	0	0
2.4	E	Gastos de op	49,806,002,324	35,976,634,504	3,600,368,034	82,182,268,794	69,900,109,401	69,900,109,401	165,848,524,056	15,586,361,769	65,848,524,056	12,282,159,394	0
2.4.1	E	Gastos de pe	21,058,196,599	736,727,000	736,727,000	21,058,196,599	18,985,949,447	18,985,949,447	18,984,927,060	3,949,484,762	18,984,927,060	2,072,247,152	0
2.4.1.01	E	Planta de pers	5,967,210,591	148,727,000	362,000,000	5,753,937,591	5,395,821,344	5,395,821,344	5,395,821,344	937,243,365	5,395,821,344	358,116,247	0
2.4.1.01.01	E	Factores cons	4,586,335,629	84,717,000	200,000,000	4,471,052,629	4,183,853,461	4,183,853,461	4,183,853,461	604,621,121	4,183,853,461	287,199,168	0
2.4.1.01.01.001	E	Factores sala	4,586,335,629	84,717,000	200,000,000	4,471,052,629	4,183,853,461	4,183,853,461	4,183,853,461	604,621,121	4,183,853,461	287,199,168	0
2.4.1.01.01.001.01.01	R	Sueldo básico	3,527,745,389	0	0	3,527,745,389	3,346,187,347	3,346,187,347	3,346,187,347	342,171,346	3,346,187,347	181,558,042	0
2.4.1.01.01.001.02.01	R	Horas extras, d	151,680,809	42,900,000	0	194,580,809	194,487,046	194,487,046	194,487,046	27,083,977	194,487,046	93,763	0
2.4.1.01.01.001.04.01	R	Subsidio de a	41,743,869	817,000	0	42,560,869	42,559,889	42,559,889	42,559,889	4,217,758	42,559,889	980	0
2.4.1.01.01.001.05.01	R	Auxilio de tran	71,510,785	16,000,000	0	87,510,785	86,040,004	86,040,004	86,040,004	8,526,667	86,040,004	1,470,781	0
2.4.1.01.01.001.06.01	R	Prima de serv	115,946,192	0	0	115,946,192	105,995,861	105,995,861	105,995,861	0	105,995,861	9,950,331	0
2.4.1.01.01.001.07.01	R	Bonificación p	103,801,371	0	0	103,801,371	95,562,520	95,562,520	95,562,520	2,523,724	95,562,520	8,238,851	0
2.4.1.01.01.001.08	E	Prestaciones s	573,907,214	25,000,000	200,000,000	398,907,214	313,020,794	313,020,794	313,020,794	220,097,649	313,020,794	85,886,420	0
2.4.1.01.01.001.08.01.01	R	Prima de navi	477,960,626	0	200,000,000	277,960,626	210,259,266	210,259,266	210,259,266	199,599,032	210,259,266	67,701,360	0
2.4.1.01.01.001.08.02.01	R	Prima de vaca	95,946,588	25,000,000	0	120,946,588	102,761,528	102,761,528	102,761,528	20,498,617	102,761,528	18,185,060	0
2.4.1.01.02	E	Contribucione	1,132,857,858	4,300,000	80,000,000	1,057,157,858	1,002,801,117	1,002,801,117	1,002,801,117	300,532,394	1,002,801,117	54,356,741	0
2.4.1.01.02.001.01	R	Aportes a la s	277,683,358	0	0	277,683,358	270,965,311	270,965,311	270,965,311	35,924,123	270,965,311	6,718,047	0
2.4.1.01.02.002.01	R	Aportes a la s	203,791,940	3,000,000	15,000,000	191,791,940	190,991,337	190,991,337	190,991,337	25,848,774	190,991,337	800,603	0
2.4.1.01.02.003.01	R	Aportes de ce	34,817,580	0	0	34,817,580	0	0	0	0	0	34,817,580	0
2.4.1.01.02.003.02	R	Aportes de ce	343,505,735	0	65,000,000	278,505,735	276,556,057	276,556,057	276,556,057	207,088,218	276,556,057	1,949,678	0
2.4.1.01.02.004.01	R	Aportes a caj	103,615,083	0	0	103,615,083	98,506,458	98,506,458	98,506,458	11,762,393	98,506,458	5,108,625	0
2.4.1.01.02.005.01	R	Aportes gener	46,340,586	0	0	46,340,586	42,619,953	42,619,953	42,619,953	5,208,130	42,619,953	3,720,633	0
2.4.1.01.02.006.01	R	Aportes al ICB	72,665,074	1,300,000	0	73,965,074	73,886,209	73,886,209	73,886,209	8,815,587	73,886,209	78,865	0
2.4.1.01.02.007.01	R	Aportes al SEN	50,438,502	0	0	50,438,502	49,275,792	49,275,792	49,275,792	5,885,169	49,275,792	1,162,710	0
2.4.1.01.03	E	Remuneracion	248,017,104	59,710,000	82,000,000	225,727,104	209,166,766	209,166,766	209,166,766	32,089,850	209,166,766	16,560,338	0
2.4.1.01.03.001	E	Prestaciones s	248,017,104	59,710,000	82,000,000	225,727,104	209,166,766	209,166,766	209,166,766	32,089,850	209,166,766	16,560,338	0
2.4.1.01.03.001.01.01	R	Vacaciones	114,142,674	57,710,000	0	171,852,674	171,849,853	171,849,853	171,849,853	29,555,751	171,849,853	2,821	0
2.4.1.01.03.001.02.01	R	Indemnización	119,720,062	0	82,000,000	37,720,062	24,643,534	24,643,534	24,643,534	0	24,643,534	13,076,528	0

## Ejecución Presupuestal de Gastos Diciembre de 2025

EMPRESA SOCIAL DEL ESTADO PASTO SALUD ESE - Nit: 900091143


Vigencia: 2025 Mes: Diciembre Rubros: 2 a 29 Sede: todas Decimales: 0

Fecha de Impresión 28/01/2026

Page 7 of 8

Numeral	Tipo	Descripción	Presupuesto				Compromisos C	Disponibilidades G	Obligaciones	Pagos		Saldo de apropiación por ejecutar L=D - G	Disponibilidades Abiertas L= G - C
			Inicio	Adición Crédito	Reducción ContraCrédito	Definitivo				Del Mes	Total		
2.4.1.01.03.001.03.01	R	Bonificación e	14,154,368	2,000,000	0	16,154,368	12,673,379	12,673,379	12,673,379	2,534,099	12,673,379	3,480,989	0
2.4.1.01.03.020	E	Estímulos a l	0	0	0	0	0	0	0	0	0	0	0
2.4.1.01.03.020.01.01	R	Bienestar Soci	0	0	0	0	0	0	0	0	0	0	0
2.4.1.02	E	Personal supe	15,090,986,008	588,000,000	374,727,000	15,304,259,008	13,590,128,103	13,590,128,103	13,589,105,716	3,012,241,397	13,589,105,716	1,714,130,905	0
2.4.1.02.01	E	Factores cons	10,013,967,233	448,000,000	234,427,000	10,227,540,233	8,719,370,670	8,719,370,670	8,718,443,232	1,557,869,931	8,718,443,232	1,508,169,563	0
2.4.1.02.01.001	E	Factores sala	10,013,967,233	448,000,000	234,427,000	10,227,540,233	8,719,370,670	8,719,370,670	8,718,443,232	1,557,869,931	8,718,443,232	1,508,169,563	0
2.4.1.02.01.001.01.01	R	Sueldo básico	7,128,370,465	0	234,427,000	6,893,943,465	5,795,835,330	5,795,835,330	5,795,835,330	468,403,156	5,795,835,330	1,098,108,135	0
2.4.1.02.01.001.02.01	R	Horas extras, d	738,396,111	0	0	738,396,111	541,520,700	541,520,700	541,520,700	47,945,547	541,520,700	196,875,411	0
2.4.1.02.01.001.04.01	R	Subsidio de a	183,066,744	0	0	183,066,744	167,041,749	167,041,749	167,041,749	13,705,245	167,041,749	16,024,995	0
2.4.1.02.01.001.05.01	R	Auxilio de tran	290,640,776	48,000,000	0	338,640,776	337,526,155	337,526,155	337,526,155	27,706,664	337,526,155	1,114,621	0
2.4.1.02.01.001.06.01	R	Prima de serv	454,954,208	0	0	454,954,208	418,432,792	418,432,792	418,432,792	0	418,432,792	36,521,416	0
2.4.1.02.01.001.07.01	R	Bonificación p	244,752,628	0	0	244,752,628	214,755,905	214,755,905	214,755,905	3,975,802	214,755,905	29,996,723	0
2.4.1.02.01.001.08	E	Prestaciones s	973,786,301	400,000,000	0	1,373,786,301	1,244,258,039	1,244,258,039	1,243,330,601	996,133,517	1,243,330,601	129,528,262	0
2.4.1.02.01.001.08.01.01	R	Prima de navi	555,059,932	400,000,000	0	955,059,932	951,185,048	951,185,048	951,185,048	933,608,377	951,185,048	3,874,884	0
2.4.1.02.01.001.08.02.01	R	Prima de vaca	418,726,369	0	0	418,726,369	293,072,991	293,072,991	292,145,553	62,525,140	292,145,553	125,653,378	0
2.4.1.02.02	E	Contribucione	4,544,738,524	140,000,000	95,300,000	4,589,438,524	4,531,294,613	4,531,294,613	4,531,294,613	1,414,626,336	4,531,294,613	58,143,911	0
2.4.1.02.02.001.01	R	Aportes a la s	1,326,351,230	0	21,000,000	1,305,351,230	1,295,953,035	1,295,953,035	1,295,953,035	176,394,526	1,295,953,035	9,398,195	0
2.4.1.02.02.002.01	R	Aportes a la s	928,488,401	35,000,000	50,000,000	913,488,401	913,223,029	913,223,029	913,223,029	126,924,301	913,223,029	265,372	0
2.4.1.02.02.003.01	R	Aportes de ce	6,963,516	0	0	6,963,516	0	0	0	0	0	6,963,516	0
2.4.1.02.02.003.02	R	Aportes de ce	954,959,524	105,000,000	0	1,059,959,524	1,058,855,862	1,058,855,862	1,058,855,862	955,791,777	1,058,855,862	1,103,662	0
2.4.1.02.02.004.01	R	Aportes a cai	481,942,867	0	0	481,942,867	470,765,424	470,765,424	470,765,424	57,754,961	470,765,424	11,177,443	0
2.4.1.02.02.005.01	R	Aportes gener	237,303,211	0	19,000,000	218,303,211	203,903,905	203,903,905	203,903,905	25,578,118	203,903,905	14,399,306	0
2.4.1.02.02.006.01	R	Aportes al ICB	366,389,601	0	5,300,000	361,089,601	353,102,904	353,102,904	353,102,904	43,285,684	353,102,904	7,986,697	0
2.4.1.02.02.007.01	R	Aportes al SEN	242,340,174	0	0	242,340,174	235,490,454	235,490,454	235,490,454	28,896,969	235,490,454	6,849,720	0
2.4.1.02.03	E	Remuneracion	532,280,251	0	45,000,000	487,280,251	339,462,820	339,462,820	339,367,871	39,745,130	339,367,871	147,817,431	0
2.4.1.02.03.001	E	Prestaciones s	532,280,251	0	45,000,000	487,280,251	339,462,820	339,462,820	339,367,871	39,745,130	339,367,871	147,817,431	0
2.4.1.02.03.001.01.01	R	Vacaciones	411,929,758	0	0	411,929,758	288,520,967	288,520,967	288,520,967	32,700,472	288,520,967	123,408,791	0
2.4.1.02.03.001.02.01	R	Indemnización	74,911,565	0	45,000,000	29,911,565	17,258,034	17,258,034	17,258,034	0	17,258,034	12,653,531	0
2.4.1.02.03.001.03.01	R	Bonificación e	45,438,928	0	0	45,438,928	33,683,819	33,683,819	33,588,870	7,044,658	33,588,870	11,755,109	0
2.4.1.02.03.020	R	Estímulos a l	0	0	0	0	0	0	0	0	0	0	0
2.4.1.02.03.020.01.01	R	Bienestar Soci	0	0	0	0	0	0	0	0	0	0	0
2.4.5	E	Gastos de co	28,747,805,725	35,239,907,504	2,863,641,034	61,124,072,195	50,914,159,953	50,914,159,953	46,863,596,996	11,636,877,007	46,863,596,996	10,209,912,242	0
2.4.5.01	E	Materiales y s	13,694,325,165	2,054,771,874	802,000,463	14,947,096,576	14,378,188,007	14,378,188,007	11,793,736,968	1,544,660,522	11,793,736,968	568,908,569	0
2.4.5.01.01	R	Minerales; ele	0	0	0	0	0	0	0	0	0	0	0
2.4.5.01.02	R	Productos ali	0	0	0	0	0	0	0	0	0	0	0
2.4.5.01.03	E	Otros bienes t	13,694,325,165	2,054,771,874	802,000,463	14,947,096,576	14,378,188,007	14,378,188,007	11,793,736,968	1,544,660,522	11,793,736,968	568,908,569	0
2.4.5.01.03.01.01	R	Productos Far	8,844,560,734	553,000,000	703,000,000	8,694,560,734	8,358,487,022	8,358,487,022	6,497,650,050	815,454,653	6,497,650,050	336,073,712	0
2.4.5.01.03.01.02	R	Material médic	1,396,097,765	150,000,000	0	1,546,097,765	1,453,831,088	1,453,831,088	1,162,805,345	198,531,948	1,162,805,345	92,266,677	0
2.4.5.01.03.01.03	R	Material Odont	516,683,533	0	65,000,000	451,683,533	414,232,856	414,232,856	413,169,175	33,098,085	413,169,175	37,450,677	0
2.4.5.01.03.01.04	R	Material para L	2,936,983,133	0	0	2,936,983,133	2,855,736,224	2,855,736,224	2,434,376,706	497,575,836	2,434,376,706	81,246,909	0
2.4.5.01.03.02.01	R	Productos far	0	918,609,830	13,607,398	905,002,432	884,193,097	884,193,097	874,633,935	0	874,633,935	20,809,335	0
2.4.5.01.03.02.02	R	Material médic	0	302,564,598	20,393,065	282,171,533	282,152,550	282,152,550	281,546,588	0	281,546,588	18,983	0

Numeral	Tipo	Descripción	Presupuesto				Compromisos C	Disponibilidades G	Obligaciones	Pagos		Saldo de apropiación por ejecutar L=D - G	Disponibilidades Abiertas L= G - C
			Inicio	Adición Crédito	Reducción ContraCrédito	Definitivo				Del Mes	Total		
2.4.5.01.03.02.03	R	Material odontc	0	37,477,962	0	37,477,962	36,586,578	36,586,578	36,586,578	0	36,586,578	891,384	0
2.4.5.01.03.02.04	R	Material para l	0	93,119,484	0	93,119,484	92,968,592	92,968,592	92,968,592	0	92,968,592	150,892	0
2.4.5.01.04.01	R	Productos met	0	0	0	0	0	0	0	0	0	0	0
2.4.5.02	E	Adquisición de	15,053,480,560	33,185,135,630	2,061,640,571	46,176,975,619	36,535,971,946	36,535,971,946	35,069,860,028	10,092,216,485	35,069,860,028	9,641,003,673	0
2.4.5.02.05	R	Servicios de la	0	0	0	0	0	0	0	0	0	0	0
2.4.5.02.06	E	Servicios de a	600,000,000	200,000,000	198,000,000	602,000,000	581,999,905	581,999,905	516,428,844	81,199,253	516,428,844	20,000,095	0
2.4.5.02.06.01.01	R	Alimentación -	600,000,000	200,000,000	198,000,000	602,000,000	581,999,905	581,999,905	516,428,844	81,199,253	516,428,844	20,000,095	0
2.4.5.02.06.02.01	R	Alimentación -	0	0	0	0	0	0	0	0	0	0	0
2.4.5.02.07	R	Servicios finan	0	0	0	0	0	0	0	0	0	0	0
2.4.5.02.08	E	Servicios prest	4,974,267,990	21,474,908,329	1,861,910,649	24,587,265,670	15,478,417,378	15,478,417,378	14,281,479,126	6,036,709,896	14,281,479,126	9,108,848,292	0
2.4.5.02.08.01	E	Servicios prest	4,974,267,990	20,457,431,703	1,540,596,027	23,891,103,666	14,784,352,679	14,784,352,679	13,655,192,172	6,036,709,896	13,655,192,172	9,106,750,988	0
2.4.5.02.08.01.01	R	Servicios Persc	1,467,267,990	949,128,010	236,000,000	2,180,396,000	1,933,406,666	1,933,406,666	1,838,806,666	496,006,666	1,838,806,666	246,989,334	0
2.4.5.02.08.01.02	R	Control de Ca	90,000,000	0	0	90,000,000	54,915,751	54,915,751	53,079,945	6,031,266	53,079,945	35,084,249	0
2.4.5.02.08.01.03	R	Otros Gastos d	50,000,000	333,443,930	142,300,000	241,143,930	217,214,390	217,214,390	109,014,640	22,642,960	109,014,640	23,929,540	0
2.4.5.02.08.01.05	R	Transferencias	3,367,000,000	466,000,000	1,122,296,027	2,710,703,973	2,344,538,698	2,344,538,698	1,942,145,546	209,669,449	1,942,145,546	366,165,275	0
2.4.5.02.08.01.06	R	Servicios Persc	0	14,061,963,022	0	14,061,963,022	6,932,569,600	6,932,569,600	6,467,819,666	3,079,209,333	6,467,819,666	7,129,393,422	0
2.4.5.02.08.01.07	R	Servicios Persc	0	159,043,582	0	159,043,582	79,443,000	79,443,000	79,443,000	59,624,310	79,443,000	79,600,582	0
2.4.5.02.08.01.08	R	Otros Gastos, l	0	4,264,937,451	0	4,264,937,451	3,125,043,081	3,125,043,081	3,104,175,505	2,104,443,707	3,104,175,505	1,139,894,370	0
2.4.5.02.08.01.09	R	Otros Gastos-	0	33,690,708	0	33,690,708	19,121,493	19,121,493	19,121,493	17,496,493	19,121,493	14,569,215	0
2.4.5.02.08.01.10	R	Otros Gastos-	0	40,000,000	0	40,000,000	38,100,000	38,100,000	1,585,712	1,585,712	1,585,712	1,900,000	0
2.4.5.02.08.01.11	R	Otros Gastos-	0	149,225,000	40,000,000	109,225,000	40,000,000	40,000,000	40,000,000	40,000,000	40,000,000	69,225,000	0
2.4.5.02.08.02.01	R	Servicios Persc	0	6,000,000	4,000,000	2,000,000	0	0	0	0	0	2,000,000	0
2.4.5.02.08.02.02	R	Control de ca	0	32,659,231	24,314,900	8,344,331	8,344,331	8,344,331	8,344,331	0	8,344,331	0	0
2.4.5.02.08.02.03	R	Otros gastos d	0	20,903,861	0	20,903,861	20,903,807	20,903,807	20,903,807	0	20,903,807	55	0
2.4.5.02.08.02.05	R	Transferencias	0	828,973,316	244,513,754	584,459,562	584,459,562	584,459,562	584,438,816	0	584,438,816	0	0
2.4.5.02.08.02.06	R	Servicios Persc	0	127,993,367	47,635,467	80,357,900	80,357,000	80,357,000	12,600,000	0	12,600,000	900	0
2.4.5.02.08.02.08	R	Otros Gastos, l	0	946,851	850,501	96,350	0	0	0	0	0	96,350	0
2.4.5.02.09	E	Servicios para	9,479,212,570	11,510,227,301	1,729,922	20,987,709,949	20,475,554,663	20,475,554,663	20,271,952,058	3,974,307,336	20,271,952,058	512,155,286	0
2.4.5.02.09.01	E	Servicios para	9,479,212,570	11,508,497,379	0	20,987,709,949	20,475,554,663	20,475,554,663	20,271,952,058	3,974,307,336	20,271,952,058	512,155,286	0
2.4.5.02.09.01.01	R	Servicios Persc	9,479,212,570	11,508,497,379	0	20,987,709,949	20,475,554,663	20,475,554,663	20,271,952,058	3,974,307,336	20,271,952,058	512,155,286	0
2.4.5.02.09.02.01	R	Servicios Persc	0	1,729,922	1,729,922	0	0	0	0	0	0	0	0



Edgardo Romo Genoy  
Profesional Universitario Presupuesto



Diego Fernando Morales Ortegón  
Gerente



Myriam Ruth Bolaños Delgado  
SubGerencia Financiera y Comercial

**EMPRESA SOCIAL DEL ESTADO PASTO SALUD ESE NIT 900091143.9**  
**ANALISIS DE RESULTADO DE INDICADORES PRESUPUESTALES DICIEMBRE 2025**

NOMBRE	VARIABLES	META	FUENTES	DATOS - INDICADOR				ANALISIS RESULTADO
				2025		2024		
RESULTADO EQUILIBRIO PRESUPUESTAL CON RECAUDO	Valor de la ejecucion de ingresos totales recaudados en al vigencia (incluye recaudo de CxC de vigencias anteriores)/ valor de la ejecucion de gastos coprometidos incluyendo CxP de vigencias anteriores.	> ó = 1,00	Ejecucion presupuestal	\$ 119,448,224,079.00	1.07	\$ 100,971,567,118.00	1.04	Informacion a 31 de DICIEMBRE de 2025, el resultado del indicador muestra que el total del recaudo por concepto de ingresos representa el 1.07 del total de los gastos comprometidos.
				111,241,010,097.00		\$ 96,782,112,893.00		
SUPERAVIT O DEFICIT PRESUPUESTAL	Valor de la ejecucion de ingresos totales reconocidos en la vigencia (incluye recaudo de CxC de vigencias anteriores)/ valor de la ejecucion de gastos coprometidos incluyendo CxP de vigencias anteriores.	> ó = 1,00	Ejecucion presupuestal	\$ 137,101,870,470.00	1.23	\$ 107,371,352,218.00	1.11	Informacion a 31 de DICIEMBRE de 2025, el resultado del indicador muestra que para financiar el 100% de los compromisos se cuenta con el 1.23 en reconocimientos de ingresos a DICIEMBRE de 2025.
				111,241,010,097.00		\$ 96,782,112,893.00		
% DE EJECUCION DE INGRESOS	Valor de la ejecucion de ingresos totales recaudados de la vigencia (incluye recaudo de CxC de vigencias anteriores)/ valor de la apropiación definitiva de ingresos	100%	Ejecucion presupuestal	\$ 119,448,224,079.00	93%	\$ 100,971,567,118.00	93%	Informacion a 31 de DICIEMBRE de 2025, el resultado del indicador muestra que del total del Presupuesto de ingresos aprobado se ha ejecutado un 93%.
				\$ 128,997,865,104.00		\$ 108,499,296,526.00		
% DE EJECUCION DE GASTOS	Valor de la ejecucion de gastos totales comprometidos en la vigencia / valor de la apropiación definitiva de Gastos	100%	Ejecucion presupuestal	111,241,010,097.00	86%	\$ 96,782,112,893.00	89%	Informacion a 31 de DICIEMBRE de 2025, el resultado del indicador mide el nivel de gastos comprometidos con relación al total del presupuesto aprobado que corresponde a un 86%.
				\$ 128,997,865,104.00		\$ 108,499,296,526.00		

San Juan de Pasto, 23 de enero de 2026



EDGARDO ROMO GENOY  
Profesional Universitario Presupuesto

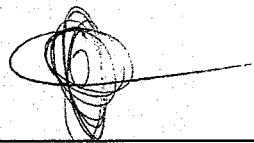
Numeral	Descripcion	Presupuesto					Reconocimientos			Recaudos			Saldo de Apropriacion por Ejecutar	Saldo por Recaudar
		Inicio	Tralados		Adición (-) Reducción	Definitivo	Anterior	Del Mes	Total	Anterior	Del Mes	Total		
			Créditos	Contracrédito										
<b>01 PASTO SALUD ESE</b>														
1	Ingresos	84,859,305,788	0	0	44,138,559,316	128,997,865,104	126,378,787,989	10,723,082,481	137,101,870,470	110,411,576,733	9,036,647,346	119,448,224,079	-8,104,005,366	17,653,646,391
1.0	Disponibi	0	0	0	11,047,309,640	11,047,309,640	11,047,309,641	0	11,047,309,641	11,047,309,641	0	11,047,309,641	-1	0
1.0.02	Bancos	0	0	0	11,047,309,640	11,047,309,640	11,047,309,641	0	11,047,309,641	11,047,309,641	0	11,047,309,641	-1	0
1.0.02.02.01	DI Desti	0	0	0	2,628,428,891	2,628,428,891	2,628,428,892	0	2,628,428,892	2,628,428,892	0	2,628,428,892	-1	0
1.0.02.02.02	DI Recur	0	0	0	8,418,880,749	8,418,880,749	8,418,880,749	0	8,418,880,749	8,418,880,749	0	8,418,880,749	0	0
1.0.02.02.03	Disponibi	0	0	0	0	0	0	0	0	0	0	0	0	0
1.1	Ingresos	84,524,770,760	0	0	29,664,865,412	114,189,636,172	111,529,507,285	10,714,653,773	122,244,161,058	95,562,296,030	9,028,218,638	104,590,514,668	-8,054,524,886	17,653,646,390
1.1.02	Ingresos	84,524,770,760	0	0	29,664,865,412	114,189,636,172	111,529,507,285	10,714,653,773	122,244,161,058	95,562,296,030	9,028,218,638	104,590,514,668	-8,054,524,886	17,653,646,390
1.1.02.05	Venta de	84,373,863,736	0	0	14,181,916,906	98,555,780,642	95,451,378,048	10,440,157,475	105,891,535,523	79,540,750,343	8,874,963,284	88,415,713,627	-7,335,754,881	17,475,821,896
1.1.02.05.001	Ventas d	84,373,863,736	0	0	14,181,916,906	98,555,780,642	95,451,378,048	10,440,157,475	105,891,535,523	79,540,750,343	8,874,963,284	88,415,713,627	-7,335,754,881	17,475,821,896
1.1.02.05.001.09	Servicios	84,373,863,736	0	0	14,181,916,906	98,555,780,642	95,451,378,048	10,440,157,475	105,891,535,523	79,540,750,343	8,874,963,284	88,415,713,627	-7,335,754,881	17,475,821,896
1.1.02.05.001.09.02	VENTA D	84,373,863,736	0	0	14,181,916,906	98,555,780,642	95,451,378,048	10,440,157,475	105,891,535,523	79,540,750,343	8,874,963,284	88,415,713,627	-7,335,754,881	17,475,821,896
1.1.02.05.001.09.02.01	REGIME	77,562,523,061	0	0	11,677,755,106	89,240,278,167	87,707,877,429	9,414,856,300	97,122,733,729	74,774,214,903	7,478,793,279	82,253,008,182	-7,882,455,562	14,869,725,547
1.1.02.05.001.09.02.01.01	Régimen	70,155,669,231	0	0	11,677,755,106	81,833,424,337	84,944,382,536	9,339,827,320	94,284,209,856	72,010,720,010	7,403,764,299	79,414,484,309	-12,450,785,519	14,869,725,547
1.1.02.05.001.09.02.01.02	Régimen	7,406,853,830	0	0	0	7,406,853,830	2,763,494,893	75,028,980	2,838,523,873	2,763,494,893	75,028,980	2,838,523,873	4,568,329,957	0
1.1.02.05.001.09.02.02	REGIME	3,731,830,292	0	0	0	3,731,830,292	2,675,886,624	299,258,293	2,975,144,917	964,303,527	62,386,595	1,026,690,122	756,685,375	1,948,454,795
1.1.02.05.001.09.02.02.01	Régimen	2,838,494,900	0	0	0	2,838,494,900	2,331,079,034	299,246,793	2,630,325,827	619,495,937	62,375,095	681,871,032	208,169,073	1,948,454,795
1.1.02.05.001.09.02.02.02	Régimen	893,335,392	0	0	0	893,335,392	344,807,590	11,500	344,819,090	344,807,590	11,500	344,819,090	548,516,302	0
1.1.02.05.001.09.02.03	PROMO	2,254,622,597	0	0	575,210,150	2,829,832,747	2,131,762,427	670,618,125	2,802,380,552	1,499,849,039	1,301,463,888	2,801,312,927	27,452,195	1,067,625
1.1.02.05.001.09.02.03.01	P y P Int	2,254,622,597	0	0	575,210,150	2,829,832,747	2,131,762,427	670,618,125	2,802,380,552	1,499,849,039	1,301,463,888	2,801,312,927	27,452,195	1,067,625
1.1.02.05.001.09.02.03.02	P y P Int	0	0	0	0	0	0	0	0	0	0	0	0	0
1.1.02.05.001.09.02.04	Operació	0	0	0	1,678,951,650	1,678,951,650	1,678,951,650	0	1,678,951,650	1,678,951,650	0	1,678,951,650	0	0
1.1.02.05.001.09.02.04.01	Operació	0	0	0	1,678,951,650	1,678,951,650	1,678,951,650	0	1,678,951,650	1,678,951,650	0	1,678,951,650	0	0
1.1.02.05.001.09.02.04.02	Operació	0	0	0	0	0	0	0	0	0	0	0	0	0
1.1.02.05.001.09.02.05	SOAT - E	169,856,685	0	0	0	169,856,685	173,809,334	11,762,290	185,571,624	82,460,230	7,224,638	89,684,868	-15,714,939	95,886,756
1.1.02.05.001.09.02.05.01	SOAT - E	137,748,058	0	0	0	137,748,058	138,559,365	11,762,290	150,321,655	47,210,261	7,224,638	54,434,899	-12,573,597	95,886,756
1.1.02.05.001.09.02.05.02	SOAT - E	32,108,627	0	0	0	32,108,627	35,249,969	0	35,249,969	35,249,969	0	35,249,969	-3,141,342	0
1.1.02.05.001.09.02.18	ADRES	141,595,679	0	0	0	141,595,679	188,459,817	16,931,931	205,391,748	103,162,131	6,113,282	109,275,413	-63,796,069	96,116,335
1.1.02.05.001.09.02.18.01	ADRES V	126,774,207	0	0	0	126,774,207	85,297,686	10,818,649	96,116,335	0	0	0	30,657,872	96,116,335
1.1.02.05.001.09.02.18.02	ADRES V	14,821,472	0	0	0	14,821,472	103,162,131	6,113,282	109,275,413	103,162,131	6,113,282	109,275,413	-94,453,941	0
1.1.02.05.001.09.02.19	OTRAS E	160,500,860	0	0	0	160,500,860	192,674,634	13,619,817	206,294,451	158,487,750	5,870,883	164,358,633	-45,793,591	41,935,818
1.1.02.05.001.09.02.19.01	OTRAS E	99,969,731	0	0	0	99,969,731	51,488,348	8,214,784	59,703,132	17,301,464	465,850	17,767,314	40,266,599	41,935,818
1.1.02.05.001.09.02.19.02	OTRAS E	60,531,129	0	0	0	60,531,129	141,186,286	5,405,033	146,591,319	141,186,286	5,405,033	146,591,319	-86,060,190	0
1.1.02.05.001.09.02.20	OTRAS V	352,934,562	0	0	250,000,000	602,934,562	701,956,133	13,110,719	715,066,852	279,321,113	13,110,719	292,431,832	-112,132,290	422,635,020
1.1.02.05.001.09.02.20.01	OTRAS V	352,934,562	0	0	250,000,000	602,934,562	701,956,133	13,110,719	715,066,852	279,321,113	13,110,719	292,431,832	-112,132,290	422,635,020

  
 Edgardo Romo Genoy  
 Profesional Universitario Presupuesto


  
 Diego Fernando Morales Ortegón  
 Gerente

  
 Myriam Ruth Bolaños Delgado  
 Subgerencia Financiera y Comercial

Numeral	Descripción	Presupuesto						Reconocimientos			Recaudos			Saldo de Apropriación por Ejecutar	Saldo por Recaudar
		Inicio	Traslados		Adición (-) Reducción	Definitivo	Anterior	Del Mes	Total	Anterior	Del Mes	Total			
			Créditos	Contracrédito											
1.1.02.05.001.09.02.20.02	OTRAS V	0	0	0	0	0	0	0	0	0	0	0	0	0	0
1.1.02.06	Transfere	150,907,024	0	0	15,482,948,506	15,633,855,530	16,078,129,237	274,496,298	16,352,625,535	16,021,545,687	153,255,354	16,174,801,041	-718,770,005	177,824,494	
1.1.02.06.007	Subvenci	150,907,024	0	0	15,482,948,506	15,633,855,530	16,078,129,237	274,496,298	16,352,625,535	16,021,545,687	153,255,354	16,174,801,041	-718,770,005	177,824,494	
1.1.02.06.007.02	Empresa	150,907,024	0	0	15,482,948,506	15,633,855,530	16,078,129,237	274,496,298	16,352,625,535	16,021,545,687	153,255,354	16,174,801,041	-718,770,005	177,824,494	
1.1.02.06.007.02.08	Transfere	150,907,024	0	0	15,482,948,506	15,633,855,530	16,078,129,237	274,496,298	16,352,625,535	16,021,545,687	153,255,354	16,174,801,041	-718,770,005	177,824,494	
1.2	Recursos	334,535,028	0	0	3,426,384,264	3,760,919,292	3,801,971,063	8,428,708	3,810,399,771	3,801,971,062	8,428,708	3,810,399,770	-49,480,479	1	
1.2.05	Rendimie	334,535,028	0	0	0	334,535,028	375,586,799	8,428,708	384,015,507	375,586,798	8,428,708	384,015,506	-49,480,479	1	
1.2.05.02	Depósito	334,535,028	0	0	0	334,535,028	375,586,799	8,428,708	384,015,507	375,586,798	8,428,708	384,015,506	-49,480,479	1	
1.2.08	Transfere	0	0	0	3,426,384,264	3,426,384,264	3,426,384,264	0	3,426,384,264	3,426,384,264	0	3,426,384,264	0	0	
1.2.08.06	De otras c	0	0	0	3,426,384,264	3,426,384,264	3,426,384,264	0	3,426,384,264	3,426,384,264	0	3,426,384,264	0	0	
1.2.08.06.002	Condicio	0	0	0	3,426,384,264	3,426,384,264	3,426,384,264	0	3,426,384,264	3,426,384,264	0	3,426,384,264	0	0	
<b>Total</b>		<b>84,859,305,788</b>	<b>0</b>	<b>0</b>	<b>44,138,559,316</b>	<b>128,997,865,104</b>	<b>126,378,787,989</b>	<b>10,723,082,481</b>	<b>137,101,870,470</b>	<b>110,411,576,733</b>	<b>9,036,647,346</b>	<b>119,448,224,079</b>	<b>-8,104,005,366</b>	<b>17,653,646,39</b>	



Edgardo Romo Genoy  
Profesional Universitario Presupuesto



Diego Fernando Morales Ortegón  
Gerente



Myriam Ruth Bolaños Delgado  
Subgerencia Financiera y Comercial