

Numeral	Descripcion	Presupuesto					Reconocimientos			Recaudos			Saldo de Apropriacion por Ejecutar	Saldo por Recaudar
		Inicio	Tralados		Adición (-) Reducción	Definitivo	Anterior	Del Mes	Total	Anterior	Del Mes	Total		
			Créditos	Contracrédito										
01 PASTO SALUD ESE														
1	Ingresos	84,859,305,788	0	0	26,332,829,848	11,192,135,636	61,276,741,553	25,026,610,228	86,303,351,781	51,124,993,526	28,626,370,662	79,751,364,188	24,888,783,855	6,551,987,593
1.0	Disponibi	0	0	0	11,047,309,640	11,047,309,640	11,047,309,641	0	11,047,309,641	11,047,309,641	0	11,047,309,641	-1	0
1.0.02	Bancos	0	0	0	11,047,309,640	11,047,309,640	11,047,309,641	0	11,047,309,641	11,047,309,641	0	11,047,309,641	-1	0
1.0.02.02.01	DI Desti	0	0	0	2,628,428,891	2,628,428,891	2,628,428,892	0	2,628,428,892	2,628,428,892	0	2,628,428,892	-1	0
1.0.02.02.02	DI Recur	0	0	0	8,418,880,749	8,418,880,749	8,418,880,749	0	8,418,880,749	8,418,880,749	0	8,418,880,749	0	0
1.0.02.02.03	Disponibi	0	0	0	0	0	0	0	0	0	0	0	0	0
1.1	Ingresos	84,524,770,760	0	0	13,471,620,906	97,996,391,666	46,638,208,185	25,005,971,060	71,644,179,245	36,486,460,158	28,605,731,494	65,092,191,652	26,352,212,421	6,551,987,593
1.1.02	Ingresos	84,524,770,760	0	0	13,471,620,906	97,996,391,666	46,638,208,185	25,005,971,060	71,644,179,245	36,486,460,158	28,605,731,494	65,092,191,652	26,352,212,421	6,551,987,593
1.1.02.05	Venta de	84,373,863,736	0	0	13,471,620,906	97,845,484,642	46,332,830,101	24,991,995,277	71,324,825,378	36,244,039,810	28,585,613,240	64,829,653,050	26,520,659,264	6,495,172,328
1.1.02.05.001	Ventas d	84,373,863,736	0	0	13,471,620,906	97,845,484,642	46,332,830,101	24,991,995,277	71,324,825,378	36,244,039,810	28,585,613,240	64,829,653,050	26,520,659,264	6,495,172,328
1.1.02.05.001.09	Servicios	84,373,863,736	0	0	13,471,620,906	97,845,484,642	46,332,830,101	24,991,995,277	71,324,825,378	36,244,039,810	28,585,613,240	64,829,653,050	26,520,659,264	6,495,172,328
1.1.02.05.001.09.02	VENTA D	84,373,863,736	0	0	13,471,620,906	97,845,484,642	46,332,830,101	24,991,995,277	71,324,825,378	36,244,039,810	28,585,613,240	64,829,653,050	26,520,659,264	6,495,172,328
1.1.02.05.001.09.02.01	REGIME	77,562,523,061	0	0	11,677,755,106	89,240,278,167	42,494,764,332	8,680,613,371	51,175,377,703	33,500,659,762	12,351,930,554	45,852,590,316	38,064,900,464	5,322,787,387
1.1.02.05.001.09.02.01.01	Régimen	70,155,669,231	0	0	11,677,755,106	81,833,424,337	39,832,775,405	8,663,328,281	48,496,103,686	30,838,670,835	12,334,645,464	43,173,316,299	33,337,320,651	5,322,787,387
1.1.02.05.001.09.02.01.02	Régimen	7,406,853,830	0	0	0	7,406,853,830	2,661,988,927	17,285,090	2,679,274,017	2,661,988,927	17,285,090	2,679,274,017	4,727,579,813	0
1.1.02.05.001.09.02.02	REGIME	3,731,830,292	0	0	0	3,731,830,292	1,457,113,445	215,921,890	1,673,035,335	554,886,187	137,082,253	691,968,440	2,058,794,957	981,066,895
1.1.02.05.001.09.02.02.01	Régimen	2,838,494,900	0	0	0	2,838,494,900	1,153,975,081	209,182,914	1,363,157,995	251,747,823	130,343,277	382,091,100	1,475,336,905	981,066,895
1.1.02.05.001.09.02.02.02	Régimen	893,335,392	0	0	0	893,335,392	303,138,364	6,738,976	309,877,340	303,138,364	6,738,976	309,877,340	583,458,052	0
1.1.02.05.001.09.02.03	PROMO	2,254,622,597	0	0	114,914,150	2,369,536,747	235,354,372	1,067,625,000	1,302,979,372	234,286,747	1,067,625,000	1,301,911,747	1,066,557,375	1,067,625
1.1.02.05.001.09.02.03.01	P y P Int	2,254,622,597	0	0	114,914,150	2,369,536,747	235,354,372	1,067,625,000	1,302,979,372	234,286,747	1,067,625,000	1,301,911,747	1,066,557,375	1,067,625
1.1.02.05.001.09.02.03.02	P y P Int	0	0	0	0	0	0	0	0	0	0	0	0	0
1.1.02.05.001.09.02.04	Operació	0	0	0	1,678,951,650	1,678,951,650	1,678,951,650	14,902,085,000	16,581,036,650	1,678,951,650	14,902,085,000	16,581,036,650	-14,902,085,000	0
1.1.02.05.001.09.02.04.01	Operació	0	0	0	1,678,951,650	1,678,951,650	1,678,951,650	14,902,085,000	16,581,036,650	1,678,951,650	14,902,085,000	16,581,036,650	-14,902,085,000	0
1.1.02.05.001.09.02.04.02	Operació	0	0	0	0	0	0	0	0	0	0	0	0	0
1.1.02.05.001.09.02.05	SOAT - E	169,856,685	0	0	0	169,856,685	96,906,449	10,407,889	107,314,338	38,693,263	5,822,867	44,516,130	62,542,347	62,798,208
1.1.02.05.001.09.02.05.01	SOAT - E	137,748,058	0	0	0	137,748,058	71,061,362	10,220,045	81,281,407	12,848,176	5,635,023	18,483,199	56,466,651	62,798,208
1.1.02.05.001.09.02.05.02	SOAT - E	32,108,627	0	0	0	32,108,627	25,845,087	187,844	26,032,931	25,845,087	187,844	26,032,931	6,075,696	0
1.1.02.05.001.09.02.18	ADRES	141,595,679	0	0	0	141,595,679	84,001,573	42,889,852	126,891,425	44,344,329	34,383,870	78,728,199	14,704,254	48,163,226
1.1.02.05.001.09.02.18.01	ADRES V	126,774,207	0	0	0	126,774,207	39,657,244	8,505,982	48,163,226	0	0	0	78,610,981	48,163,226
1.1.02.05.001.09.02.18.02	ADRES V	14,821,472	0	0	0	14,821,472	44,344,329	34,383,870	78,728,199	44,344,329	34,383,870	78,728,199	-63,906,727	0
1.1.02.05.001.09.02.19	OTRAS E	160,500,860	0	0	0	160,500,860	63,113,655	9,011,138	72,124,793	40,572,547	4,324,459	44,897,006	88,376,067	27,227,787
1.1.02.05.001.09.02.19.01	OTRAS E	99,969,731	0	0	0	99,969,731	27,643,093	4,874,068	32,517,161	5,101,985	187,389	5,289,374	67,452,570	27,227,787
1.1.02.05.001.09.02.19.02	OTRAS E	60,531,129	0	0	0	60,531,129	35,470,562	4,137,070	39,607,632	35,470,562	4,137,070	39,607,632	20,923,497	0
1.1.02.05.001.09.02.20	OTRAS V	352,934,562	0	0	0	352,934,562	222,624,625	63,441,137	286,065,762	151,645,325	82,359,237	234,004,562	66,868,800	52,061,200
1.1.02.05.001.09.02.20.01	OTRAS V	352,934,562	0	0	0	352,934,562	222,624,625	63,441,137	286,065,762	151,645,325	82,359,237	234,004,562	66,868,800	52,061,200

Edgardo Romo Genoy
Profesional Universitario Presupuesto

Diego Fernando Morales Ortegón
Gerente

Myriam Ruth Bolaños Delgado
Subgerencia Financiera y Comercial

Numeral	Descripción	Presupuesto						Reconocimientos			Recaudos			Saldo de Apropriacion por Ejecutar	Saldo por Recaudar
		Inicio	Tralados		Adición (-) Reducción	Definitivo	Anterior	Del Mes	Total	Anterior	Del Mes	Total			
			Créditos	Contracrédito											
1.1.02.05.001.09.02.20.02	OTRAS V	0	0	0	0	0	0	0	0	0	0	0	0	0	0
1.1.02.06	Transfere	150,907,024	0	0	0	150,907,024	305,378,084	13,975,783	319,353,867	242,420,348	20,118,254	262,538,602	-168,446,843	56,815,265	
1.1.02.06.007	Subvenci	150,907,024	0	0	0	150,907,024	305,378,084	13,975,783	319,353,867	242,420,348	20,118,254	262,538,602	-168,446,843	56,815,265	
1.1.02.06.007.02	Empresa	150,907,024	0	0	0	150,907,024	305,378,084	13,975,783	319,353,867	242,420,348	20,118,254	262,538,602	-168,446,843	56,815,265	
1.1.02.06.007.02.08	Transfere	150,907,024	0	0	0	150,907,024	305,378,084	13,975,783	319,353,867	242,420,348	20,118,254	262,538,602	-168,446,843	56,815,265	
1.2	Recursos	334,535,028	0	0	1,813,899,302	2,148,434,330	3,591,223,727	20,639,168	3,611,862,895	3,591,223,727	20,639,168	3,611,862,895	-1,463,428,565	0	
1.2.05	Rendimie	334,535,028	0	0	0	334,535,028	164,839,463	20,639,168	185,478,631	164,839,463	20,639,168	185,478,631	149,056,397	0	
1.2.05.02	Depósito	334,535,028	0	0	0	334,535,028	164,839,463	20,639,168	185,478,631	164,839,463	20,639,168	185,478,631	149,056,397	0	
1.2.08	Transfere	0	0	0	1,813,899,302	1,813,899,302	3,426,384,264	0	3,426,384,264	3,426,384,264	0	3,426,384,264	-1,612,484,962	0	
1.2.08.06	De otras c	0	0	0	1,813,899,302	1,813,899,302	3,426,384,264	0	3,426,384,264	3,426,384,264	0	3,426,384,264	-1,612,484,962	0	
1.2.08.06.002	Condicio	0	0	0	1,813,899,302	1,813,899,302	3,426,384,264	0	3,426,384,264	3,426,384,264	0	3,426,384,264	-1,612,484,962	0	
Total		84,859,305,788	0	0	26,332,829,848	111,192,135,636	61,276,741,553	25,026,610,228	86,303,351,781	51,124,993,526	28,626,370,662	79,751,364,188	24,888,783,855	6,551,987,59	



Edgardo Bomo Genoy
Profesional Universitario Presupuesto



Diego Fernando Morales Ortegón
Gerente



Myriam Ruth Bolaños Delgado
Subgerencia Financiera y Comercial

Numeral	Tipo	Descripción	Presupuesto				Compromisos C	Disponibilidades G	Obligaciones	Pagos		Saldo de apropiación por ejecutar L=D - G	Disponibilidades Abiertas L= G - C
			Inicio	Adición Crédito	Reducción ContraCrédito	Definitivo				Del Mes	Total		
01 PASTO SALUD ESE													
2	E	Gastos	84,859,305,788	29,452,401,823	3,119,571,975	111,192,135,636	62,570,642,516	69,491,350,951	47,955,293,230	8,956,275,629	46,189,001,090	41,700,784,685	6,920,708,435
2.1	E	Funcionamie	35,053,303,464	7,176,304,756	2,029,271,975	40,200,336,245	22,501,117,762	25,144,132,296	17,157,522,587	3,754,454,671	16,624,368,259	15,056,203,949	2,643,014,534
2.1.1	E	Gastos de pe	13,432,854,275	5,115,043	0	13,437,969,318	6,201,288,836	6,658,995,289	6,177,749,883	957,897,058	5,744,295,163	6,778,974,029	457,706,453
2.1.1.01	E	Planta de pers	9,339,372,570	5,115,043	0	9,344,487,613	4,442,894,348	4,845,874,512	4,419,355,395	667,717,340	4,194,410,863	4,498,613,101	402,980,164
2.1.1.01.01	E	Factores cons	6,740,436,850	0	0	6,740,436,850	3,268,939,246	3,311,725,694	3,262,008,298	545,237,926	3,262,008,298	3,428,711,156	42,786,448
2.1.1.01.01.001	E	Factores sala	6,740,436,850	0	0	6,740,436,850	3,268,939,246	3,311,725,694	3,262,008,298	545,237,926	3,262,008,298	3,428,711,156	42,786,448
2.1.1.01.01.001.01.01	R	Sueldo básico	5,583,065,640	0	0	5,583,065,640	2,830,688,949	2,830,688,949	2,830,688,949	385,606,830	2,830,688,949	2,752,376,691	0
2.1.1.01.01.001.01.02.01	R	Horas extras, d	9,644,439	0	0	9,644,439	5,543,119	5,543,119	5,543,119	1,115,096	5,543,119	4,101,320	0
2.1.1.01.01.001.04.01	R	Subsidio de a	24,795,755	0	0	24,795,755	13,144,445	13,144,445	13,144,445	1,953,945	13,144,445	11,651,310	0
2.1.1.01.01.001.05.01	R	Auxilio de tran	42,230,729	0	0	42,230,729	28,633,334	28,633,334	28,633,334	4,226,667	28,633,334	13,597,395	0
2.1.1.01.01.001.06.01	R	Prima de serv	234,470,064	0	0	234,470,064	118,579,515	118,579,515	118,579,515	100,243,191	118,579,515	115,890,549	0
2.1.1.01.01.001.07.01	R	Bonificación p	161,882,801	0	0	161,882,801	112,043,955	112,043,955	112,043,955	9,701,383	112,043,955	49,838,846	0
2.1.1.01.01.001.08	E	Prestaciones s	684,347,422	0	0	684,347,422	160,305,929	203,092,377	153,374,981	42,390,814	153,374,981	481,255,045	42,786,448
2.1.1.01.01.001.08.01.01	R	Prima de navi	469,718,773	0	0	469,718,773	19,668,339	19,668,339	19,668,339	0	19,668,339	450,050,434	0
2.1.1.01.01.001.08.02.01	R	Prima de vaca	214,628,649	0	0	214,628,649	140,637,590	183,424,038	133,706,642	42,390,814	133,706,642	31,204,611	42,786,448
2.1.1.01.02	E	Contribucione	1,621,059,846	0	0	1,621,059,846	838,538,787	838,538,787	838,538,787	64,989,844	613,963,312	782,521,059	0
2.1.1.01.02.001.01	R	Aportes a la s	411,028,380	0	0	411,028,380	168,271,821	168,271,821	168,271,821	24,538,103	167,663,601	242,756,559	0
2.1.1.01.02.002.01	R	Aportes a la s	291,145,660	0	0	291,145,660	118,742,643	118,742,643	118,742,643	17,319,077	118,313,150	172,403,017	0
2.1.1.01.02.003.01	R	Aportes de ce	34,817,580	0	0	34,817,580	0	0	0	0	0	34,817,580	0
2.1.1.01.02.003.02	R	Aportes de ce	465,030,687	0	0	465,030,687	392,116,093	392,116,093	392,116,093	0	169,098,012	72,914,594	0
2.1.1.01.02.004.01	R	Aportes a caj	152,813,072	0	0	152,813,072	59,204,474	59,204,474	59,204,474	8,527,049	59,001,993	93,608,598	0
2.1.1.01.02.005.01	R	Aportes gener	75,094,166	0	0	75,094,166	26,171,525	26,171,525	26,171,525	3,943,357	26,107,700	48,922,641	0
2.1.1.01.02.006.01	R	Aportes al ICB	114,723,606	0	0	114,723,606	44,415,161	44,415,161	44,415,161	6,396,765	44,263,147	70,308,445	0
2.1.1.01.02.007.01	R	Aportes al SEN	76,406,695	0	0	76,406,695	29,617,070	29,617,070	29,617,070	4,265,493	29,515,709	46,789,625	0
2.1.1.01.03	E	Remuneracion	977,875,874	5,115,043	0	982,990,917	335,416,315	695,610,031	318,808,310	57,489,570	318,439,253	287,380,886	360,193,716
2.1.1.01.03.001	E	Prestaciones s	493,802,311	0	0	493,802,311	202,260,202	206,421,425	201,398,183	57,489,570	201,398,183	287,380,886	4,161,223
2.1.1.01.03.001.01.01	R	Vacaciones	211,126,714	0	0	211,126,714	134,754,968	134,754,968	134,754,968	51,395,422	134,754,968	76,371,746	0
2.1.1.01.03.001.02.01	R	Indemnización	254,076,222	0	0	254,076,222	50,077,155	50,077,155	50,077,155	866,799	50,077,155	203,999,067	0
2.1.1.01.03.001.03.01	R	Bonificación e	28,599,375	0	0	28,599,375	17,428,079	21,589,302	16,566,060	5,227,349	16,566,060	7,010,073	4,161,223
2.1.1.01.03.020	E	Estímulos a l	484,073,563	5,115,043	0	489,188,606	133,156,113	489,188,606	117,410,127	0	117,041,070	0	356,032,493
2.1.1.01.03.020.01.01	R	Bienestar Soci	484,073,563	0	0	484,073,563	128,041,070	484,073,563	117,410,127	0	117,041,070	0	356,032,493
2.1.1.01.03.020.02.01	R	Bienestar soci	0	5,115,043	0	5,115,043	5,115,043	5,115,043	0	0	0	0	0
2.1.1.02	E	Personal supe	4,093,481,705	0	0	4,093,481,705	1,758,394,487	1,813,120,776	1,758,394,487	290,179,718	1,549,884,300	2,280,360,929	54,726,289
2.1.1.02.01	E	Factores cons	2,597,391,409	0	0	2,597,391,409	1,063,398,091	1,114,073,674	1,063,398,091	218,103,018	1,063,398,091	1,483,317,735	50,675,583
2.1.1.02.01.001	E	Factores sala	2,597,391,409	0	0	2,597,391,409	1,063,398,091	1,114,073,674	1,063,398,091	218,103,018	1,063,398,091	1,483,317,735	50,675,583
2.1.1.02.01.001.01.01	R	Sueldo básico	1,816,067,992	0	0	1,816,067,992	781,147,676	781,147,676	781,147,676	100,167,858	781,147,676	1,034,920,316	0
2.1.1.02.01.001.02.01	R	Horas extras, d	77,946,543	0	0	77,946,543	30,398,146	30,398,146	30,398,146	5,606,917	30,398,146	47,548,397	0
2.1.1.02.01.001.04.01	R	Subsidio de a	91,515,260	0	0	91,515,260	38,293,011	38,293,011	38,293,011	5,199,219	38,293,011	53,222,249	0
2.1.1.02.01.001.05.01	R	Auxilio de tran	140,531,254	0	0	140,531,254	82,807,932	82,807,932	82,807,932	11,246,666	82,807,932	57,723,322	0
2.1.1.02.01.001.06.01	R	Prima de serv	88,275,260	0	0	88,275,260	86,742,329	86,742,329	86,742,329	86,557,941	86,742,329	1,532,931	0

Ejecución Presupuestal de Gastos Julio de 2025

EMPRESA SOCIAL DEL ESTADO PASTO SALUD ESE - Nit: 900091143

Vigencia: 2025 Mes: Julio Rubros: 2 a 29 Sede: todas Decimales: 0

Fecha de Impresión 22/09/2025

Page 3 of 8

Numeral	Tipo	Descripción	Presupuesto				Compromisos C	Disponibilidades G	Obligaciones	Pagos		Saldo de apropiación por ejecutar L=D - G	Disponibilidades Abiertas L= G - C
			Inicio	Adición Crédito	Reducción ContraCrédito	Definitivo				Del Mes	Total		
2.1.2.01.01.003.07.07.01.01R		Motocicletas y	0	0	0	0	0	0	0	0	0	0	0
2.1.2.01.01.004	E	Activos fijos n	218,762,713	212,100,000	109,500,000	321,362,713	76,253,768	85,400,000	76,253,768	44,647,399	75,923,190	235,962,713	9,146,232
2.1.2.01.01.004.01	E	Muebles, ins	218,762,713	212,100,000	109,500,000	321,362,713	76,253,768	85,400,000	76,253,768	44,647,399	75,923,190	235,962,713	9,146,232
2.1.2.01.01.004.01.01	E	Muebles	218,762,713	212,100,000	109,500,000	321,362,713	76,253,768	85,400,000	76,253,768	44,647,399	75,923,190	235,962,713	9,146,232
2.1.2.01.01.004.01.01.04.01R		Otros muebles	218,762,713	204,500,000	109,500,000	313,762,713	68,653,768	77,800,000	68,653,768	44,647,399	68,323,190	235,962,713	9,146,232
2.1.2.01.01.004.01.01.04.02R		Otros muebles	0	7,600,000	0	7,600,000	7,600,000	7,600,000	7,600,000	0	7,600,000	0	0
2.1.2.02	E	Adquisiciones c	19,050,249,570	6,288,095,182	1,493,364,995	23,844,979,757	15,510,848,228	17,099,904,894	10,526,579,023	2,647,483,303	10,429,342,011	6,745,074,863	1,589,056,666
2.1.2.02.01	E	Materiales y s	1,773,977,954	313,035,857	287,365,483	1,799,648,328	1,121,859,318	1,225,051,826	342,377,272	50,148,958	338,500,380	574,596,502	103,192,508
2.1.2.02.01.002	E	Productos ali	556,653,841	49,900,000	37,500,000	569,053,841	430,156,440	449,053,841	41,580,000	14,482,800	41,580,000	120,000,000	18,897,401
2.1.2.02.01.002.01.01	R	Dotación de P	406,653,841	0	0	406,653,841	387,956,440	406,653,841	0	0	0	0	18,697,401
2.1.2.02.01.002.01.02	R	Ropa Hospita	150,000,000	37,500,000	37,500,000	150,000,000	29,800,000	30,000,000	29,800,000	14,482,800	29,800,000	120,000,000	200,000
2.1.2.02.01.002.02.01	R	Dotación de p	0	0	0	0	0	0	0	0	0	0	0
2.1.2.02.01.002.02.02	R	Ropa Hospita	0	12,400,000	0	12,400,000	12,400,000	12,400,000	11,780,000	0	11,780,000	0	0
2.1.2.02.01.003	E	Otros bienes t	1,142,324,113	263,135,857	249,865,483	1,155,594,487	643,002,878	700,997,985	300,797,272	35,666,158	296,920,380	454,596,502	57,995,107
2.1.2.02.01.003.01	E	Otros bienes t	1,142,324,113	110,000,000	194,000,000	1,058,324,113	545,732,504	603,727,611	221,047,724	35,666,158	217,170,832	454,596,502	57,995,107
2.1.2.02.01.003.01.01	R	Materiales y S	682,324,113	10,000,000	10,000,000	682,324,113	313,004,893	371,000,000	162,078,551	22,379,011	159,788,508	311,324,113	57,995,107
2.1.2.02.01.003.01.02	R	Combustibles y	210,000,000	0	84,000,000	126,000,000	113,980,911	113,980,911	57,516,869	13,287,147	57,382,324	12,019,089	0
2.1.2.02.01.003.01.03	R	Impresos	250,000,000	100,000,000	100,000,000	250,000,000	118,746,700	118,746,700	1,452,304	0	0	131,253,300	0
2.1.2.02.01.003.01.04	R	Otras adquisic	0	0	0	0	0	0	0	0	0	0	0
2.1.2.02.01.003.02	E	Otros bienes t	0	153,135,857	55,865,483	97,270,374	97,270,374	97,270,374	79,749,548	0	79,749,548	0	0
2.1.2.02.01.003.02.01	R	Materiales y s	0	28,552,205	0	28,552,205	28,552,205	28,552,205	28,530,205	0	28,530,205	0	0
2.1.2.02.01.003.02.02	R	Combustibles y	0	33,204,809	0	33,204,809	33,204,809	33,204,809	15,705,983	0	15,705,983	0	0
2.1.2.02.01.003.02.03	R	Impresos	0	91,378,843	55,865,483	35,513,360	35,513,360	35,513,360	35,513,360	0	35,513,360	0	0
2.1.2.02.01.003.02.04	R	Otras adquisici	0	0	0	0	0	0	0	0	0	0	0
2.1.2.02.01.004	E	Productos met	75,000,000	0	0	75,000,000	48,700,000	75,000,000	0	0	0	0	26,300,000
2.1.2.02.01.004.01	R	Productos met	75,000,000	0	0	75,000,000	48,700,000	75,000,000	0	0	0	0	26,300,000
2.1.2.02.01.004.02	R	Productos met	0	0	0	0	0	0	0	0	0	0	0
2.1.2.02.02	E	Adquisición de	17,251,271,616	5,904,059,945	1,205,999,512	21,949,332,049	14,374,073,281	15,859,317,439	10,180,786,121	2,597,231,545	10,087,426,001	6,090,014,610	1,485,244,158
2.1.2.02.02.005	E	Servicios de la	2,760,000,000	780,110,854	886,681	3,539,224,173	2,602,246,003	2,602,469,811	1,568,406,066	503,059,333	1,567,902,271	936,754,362	223,808
2.1.2.02.02.005.01	E	Mantenimiento	2,760,000,000	780,110,854	886,681	3,539,224,173	2,602,246,003	2,602,469,811	1,568,406,066	503,059,333	1,567,902,271	936,754,362	223,808
2.1.2.02.02.005.01.01.01	R	MH. Infraestr	2,760,000,000	0	0	2,760,000,000	1,823,245,638	1,823,245,638	789,558,268	503,059,333	789,054,473	936,754,362	0
2.1.2.02.02.005.01.01.02	R	MH. Infraestr	0	780,110,854	886,681	779,224,173	779,000,366	779,224,173	778,847,798	0	778,847,798	0	223,807
2.1.2.02.02.006	E	Servicios de a	306,952,800	0	0	306,952,800	300,488,400	300,488,400	147,214,577	46,722,480	146,160,000	6,464,400	0
2.1.2.02.02.006.01.01	R	Transporte	306,952,800	0	0	306,952,800	300,488,400	300,488,400	147,214,577	46,722,480	146,160,000	6,464,400	0
2.1.2.02.02.006.02.01	R	Transporte	0	0	0	0	0	0	0	0	0	0	0
2.1.2.02.02.007	E	Servicios finan	705,700,000	629,845,330	0	1,335,545,330	1,016,011,253	1,017,599,500	996,124,020	185,218,018	996,124,020	317,945,830	1,588,247
2.1.2.02.02.007.01.01	R	Arrendamiento	5,700,000	0	0	5,700,000	4,014,000	5,352,000	2,676,000	446,000	2,676,000	348,000	1,338,000
2.1.2.02.02.007.01.02	R	Seguros	700,000,000	627,850,142	0	1,327,850,142	1,010,002,066	1,010,252,313	992,716,411	184,772,018	992,716,411	317,597,829	250,247
2.1.2.02.02.007.01.03	R	Gastos Financ	0	0	0	0	0	0	0	0	0	0	0
2.1.2.02.02.007.02.01	R	Arrendamiento	0	0	0	0	0	0	0	0	0	0	0
2.1.2.02.02.007.02.02	R	Seguros	0	1,995,188	0	1,995,188	1,995,187	1,995,187	731,609	0	731,609	1	0
2.1.2.02.02.008	E	Servicios prest	12,545,673,711	4,409,103,761	1,180,312,831	15,774,464,641	9,957,987,756	11,063,503,263	6,971,701,589	1,783,219,393	6,879,899,841	4,710,961,378	1,105,515,507

Ejecución Presupuestal de Gastos Julio de 2025

EMPRESA SOCIAL DEL ESTADO PASTO SALUD ESE - Nit: 900091143

Vigencia: 2025 Mes: Julio Rubros: 2 a 29 Sede: todas Decimales: 0

Fecha de Impresión 22/09/2025

Page 4 of 8

Numeral	Tipo	Descripción	Presupuesto				Compromisos C	Disponibilidades G	Obligaciones	Pagos		Saldo de apropiación por ejecutar L=D - G	Disponibilidades Abiertas L= G - C
			Inicio	Adición Crédito	Reducción ContraCrédito	Definitivo				Del Mes	Total		
2.1.2.02.02.008.01	E	Servicios prest	11,045,673,711	2,941,737,417	853,312,831	13,134,098,297	8,039,306,765	9,142,024,179	5,657,757,776	1,434,810,459	5,570,819,040	3,992,074,119	1,102,717,414
2.1.2.02.02.008.01.01	R	Servicios Persc	1,705,000,000	1,328,800,000	0	3,033,800,000	1,983,082,117	2,164,448,454	1,192,977,899	412,281,903	1,162,901,089	869,351,546	181,366,337
2.1.2.02.02.008.01.02	E	Servicios prest	0	645,937,417	120,690,998	525,246,419	525,246,418	525,246,418	481,783,735	0	481,783,735	1	0
2.1.2.02.02.008.01.02.01	R	Servicios persc	0	59,095,625	12,895,819	46,199,806	46,199,806	46,199,806	29,266,950	0	29,266,950	0	0
2.1.2.02.02.008.01.02.03	R	Mantenimiento	0	92,500	0	92,500	92,500	92,500	0	0	0	0	0
2.1.2.02.02.008.01.02.04	R	Publicidad, im	0	13,359,877	1,502	13,358,375	13,358,375	13,358,375	9,052,010	0	9,052,010	0	0
2.1.2.02.02.008.01.02.05	R	Vigilancia	0	258,542,905	68,167,852	190,375,053	190,375,053	190,375,053	190,375,053	0	190,375,053	0	0
2.1.2.02.02.008.01.02.06	R	Capacitación	0	0	0	0	0	0	0	0	0	0	0
2.1.2.02.02.008.01.02.07	R	Seguridad y s	0	12,936,910	30,000	12,906,910	12,906,910	12,906,910	8,493,810	0	8,493,810	0	0
2.1.2.02.02.008.01.02.08	R	Gestión ambier	0	32,797,096	0	32,797,096	32,797,096	32,797,096	15,849,696	0	15,849,696	0	0
2.1.2.02.02.008.01.02.09	R	Aseo	0	0	0	0	0	0	0	0	0	0	0
2.1.2.02.02.008.01.02.10	R	Sistematizació	0	161,772,125	39,595,825	122,176,300	122,176,300	122,176,300	122,176,300	0	122,176,300	0	0
2.1.2.02.02.008.01.02.11	R	Intervenciones	0	97,086,661	0	97,086,661	97,086,660	97,086,660	97,086,660	0	97,086,660	1	0
2.1.2.02.02.008.01.02.13	R	Alojamiento d	0	0	0	0	0	0	0	0	0	0	0
2.1.2.02.02.008.01.02.14	R	Comunicacion	0	7,773,503	0	7,773,503	7,773,503	7,773,503	7,691,894	0	7,691,894	0	0
2.1.2.02.02.008.01.02.15	R	Revisión técni	0	990,715	0	990,715	990,715	990,715	401,862	0	401,862	0	0
2.1.2.02.02.008.01.02.19	R	Equipos básic	0	100,000	0	100,000	100,000	100,000	0	0	0	0	0
2.1.2.02.02.008.01.02.20	R	Programa PAP	0	1,389,500	0	1,389,500	1,389,500	1,389,500	1,389,500	0	1,389,500	0	0
2.1.2.02.02.008.01.03	R	Mantenimiento	220,000,000	0	120,000,000	100,000,000	100,000,000	100,000,000	64,736,489	12,645,458	64,629,999	0	0
2.1.2.02.02.008.01.04	R	Publicidad, Im	446,610,976	50,000,000	0	496,610,976	232,806,979	282,806,979	154,457,258	37,537,662	151,342,097	213,803,997	50,000,000
2.1.2.02.02.008.01.05	R	Vigilancia	2,523,862,923	393,000,000	393,000,000	2,523,862,923	1,235,000,000	1,922,155,752	1,027,483,966	337,176,165	1,026,331,461	601,707,171	687,155,752
2.1.2.02.02.008.01.06	R	Capacitación	334,403,699	174,000,000	174,000,000	334,403,699	37,084,676	49,783,331	7,084,676	0	4,792,785	284,620,368	12,698,655
2.1.2.02.02.008.01.07	R	Seguridad y s	35,000,000	0	0	35,000,000	30,999,000	30,999,000	4,087,998	0	3,990,290	4,001,000	0
2.1.2.02.02.008.01.08	R	Gestión Ambie	332,000,000	0	0	332,000,000	249,488,959	290,363,344	178,910,263	67,600,306	178,831,319	41,636,656	40,874,385
2.1.2.02.02.008.01.09	R	Aseo	3,212,411,532	350,000,000	0	3,562,411,532	2,218,948,219	2,218,948,219	1,648,881,896	283,961,842	1,647,672,347	1,343,463,313	0
2.1.2.02.02.008.01.10	R	Sistematizació	1,411,955,737	0	0	1,411,955,737	1,020,908,905	1,053,183,507	736,640,265	246,618,045	727,840,268	358,772,230	32,274,602
2.1.2.02.02.008.01.11	R	Intervenciones	655,058,580	0	45,621,833	609,436,747	312,576,446	389,667,929	102,978,369	26,556,922	63,276,903	219,768,818	77,091,483
2.1.2.02.02.008.01.12	R	Gastos Judici	1,200,000	0	0	1,200,000	0	0	0	0	0	1,200,000	0
2.1.2.02.02.008.01.13	R	Alojamiento d	64,983,240	0	0	64,983,240	42,512,400	63,768,600	32,070,292	5,128,058	31,884,300	1,214,640	21,256,200
2.1.2.02.02.008.01.14	R	Comunicacion	49,287,024	0	0	49,287,024	45,000,000	45,000,000	24,658,709	4,739,141	24,583,261	4,287,024	0
2.1.2.02.02.008.01.15	R	Revisión técni	7,300,000	0	0	7,300,000	5,295,645	5,295,645	648,959	564,957	602,184	2,004,355	0
2.1.2.02.02.008.01.16	R	Firmas digita	3,600,000	0	0	3,600,000	357,001	357,001	357,001	0	357,001	3,242,999	0
2.1.2.02.02.008.01.17	R	Derechos de u	30,000,000	0	0	30,000,000	0	0	0	0	0	30,000,000	0
2.1.2.02.02.008.01.18	R	Verificaciones	13,000,000	0	0	13,000,000	0	0	0	0	0	13,000,000	0
2.1.2.02.02.008.01.19	R	Equipos básic	0	0	0	0	0	0	0	0	0	0	0
2.1.2.02.02.008.01.20	R	Programa PAP	0	0	0	0	0	0	0	0	0	0	0
2.1.2.02.02.008.02	E	Mantenimiento	1,500,000,000	1,467,366,344	327,000,000	2,640,366,344	1,918,680,991	1,921,479,084	1,313,943,813	348,408,934	1,309,080,801	718,887,260	2,798,093
2.1.2.02.02.008.02.01.01	R	MH. Equipo B	600,000,000	50,000,000	0	650,000,000	521,593,344	521,593,344	410,756,117	70,180,923	408,117,704	128,406,656	0
2.1.2.02.02.008.02.01.02	R	MH. Equipo l	220,000,000	50,000,000	0	270,000,000	194,863,597	197,661,690	142,662,323	92,133,686	142,662,323	72,338,310	2,798,093
2.1.2.02.02.008.02.01.03	R	MH. Equipo de	434,000,000	397,000,000	0	831,000,000	651,857,708	651,857,708	222,839,890	110,591,423	220,690,926	179,142,292	0
2.1.2.02.02.008.02.01.04	R	MH. Equipo de	246,000,000	130,000,000	0	376,000,000	246,000,000	246,000,000	233,785,750	75,502,902	233,710,115	130,000,000	0
2.1.2.02.02.008.02.01.05	R	MH. Del Tran	0	536,000,000	327,000,000	209,000,000	0	0	0	0	0	209,000,000	0

Ejecución Presupuestal de Gastos Julio de 2025

EMPRESA SOCIAL DEL ESTADO PASTO SALUD ESE - Nit: 900091143

Vigencia: 2025 Mes: Julio Rubros: 2 a 29 Sede: todas Decimales: 0

Fecha de Impresión 22/09/2025

Page 5 of 8

Numeral	Tipo	Descripcion	Presupuesto				Compromisos C	Disponibilidades G	Obligaciones	Pagos		Saldo de apropiación por ejecutar L=D - G	Disponibilidades Abiertas L= G - C
			Inicio	Adición Crédito	Reducción ContraCrédito	Definitivo				Del Mes	Total		
2.1.2.02.02.008.02.02.01	R	MH. Equipo b	0	4,306,960	0	4,306,960	4,306,960	4,306,960	4,306,960	0	4,306,960	0	0
2.1.2.02.02.008.02.02.02	R	MH. Equipo i	0	81,530,668	0	81,530,668	81,530,667	81,530,667	81,064,667	0	81,064,667	1	0
2.1.2.02.02.008.02.02.03	R	MH. Equipo de	0	144,219,027	0	144,219,027	144,219,027	144,219,027	144,219,027	0	144,219,027	0	0
2.1.2.02.02.008.02.02.04	R	MH. Equipo de	0	74,309,689	0	74,309,689	74,309,688	74,309,688	74,309,080	0	74,309,080	1	0
2.1.2.02.02.009	E	Servicios para	879,800,000	85,000,000	24,800,000	940,000,000	478,466,377	855,000,000	478,466,377	76,930,997	478,466,377	85,000,000	376,533,623
2.1.2.02.02.009.01.01	R	Servicios Públi	879,800,000	85,000,000	24,800,000	940,000,000	478,466,377	855,000,000	478,466,377	76,930,997	478,466,377	85,000,000	376,533,623
2.1.2.02.02.010	E	Viáticos de los	53,145,105	0	0	53,145,105	18,873,491	20,256,465	18,873,491	2,081,325	18,873,491	32,888,640	1,382,974
2.1.2.02.02.010.01.01	R	Viáticos y Gast	53,145,105	0	0	53,145,105	18,873,491	20,256,465	18,873,491	2,081,325	18,873,491	32,888,640	1,382,974
2.1.2.02.03	E	Gastos Imprev	25,000,000	70,999,380	0	95,999,380	14,915,630	15,535,630	3,415,630	102,800	3,415,630	80,463,750	620,000
2.1.2.02.03.01.01	R	Gastos impre	25,000,000	70,000,000	0	95,000,000	13,916,250	14,536,250	2,416,250	102,800	2,416,250	80,463,750	620,000
2.1.2.02.03.01.02	R	Gastos impre	0	999,380	0	999,380	999,380	999,380	999,380	0	999,380	0	0
2.1.3	E	Transferencias	731,950,309	142,136,034	0	874,086,343	138,023,630	180,728,630	138,023,630	0	138,023,630	693,357,713	42,705,000
2.1.3.02	E	A empresas di	0	0	0	0	0	0	0	0	0	0	0
2.1.3.02.01	E	Actividades de	0	0	0	0	0	0	0	0	0	0	0
2.1.3.02.01.004	R	Financiación d	0	0	0	0	0	0	0	0	0	0	0
2.1.3.13	E	Sentencias y c	731,950,309	142,136,034	0	874,086,343	138,023,630	180,728,630	138,023,630	0	138,023,630	693,357,713	42,705,000
2.1.3.13.01	E	Fallos nacional	731,950,309	142,136,034	0	874,086,343	138,023,630	180,728,630	138,023,630	0	138,023,630	693,357,713	42,705,000
2.1.3.13.01.001.01	R	Sentencias	475,000,000	142,136,034	0	617,136,034	118,616,098	161,321,098	118,616,098	0	118,616,098	455,814,936	42,705,000
2.1.3.13.01.001.02	R	Sentencias	0	0	0	0	0	0	0	0	0	0	0
2.1.3.13.01.002.01	R	Conciliaciones	256,950,309	0	0	256,950,309	19,407,532	19,407,532	19,407,532	0	19,407,532	237,542,777	0
2.1.7	E	Disminución d	0	0	0	0	0	0	0	0	0	0	0
2.1.7.05	E	Programas de	0	0	0	0	0	0	0	0	0	0	0
2.1.7.05.01	E	Programas de	0	0	0	0	0	0	0	0	0	0	0
2.1.7.05.01.01.01	R	DISPONIBILID	0	0	0	0	0	0	0	0	0	0	0
2.1.8	E	Gastos por tr	302,200,000	0	0	302,200,000	62,579,004	170,737,938	62,579,004	46,579,004	62,579,004	131,462,062	108,158,934
2.1.8.01	E	Impuestos	16,000,000	0	0	16,000,000	16,000,000	16,000,000	16,000,000	0	16,000,000	0	0
2.1.8.01.51.01	R	Impuesto sobr	0	0	0	0	0	0	0	0	0	0	0
2.1.8.01.52.01	R	Impuesto pred	16,000,000	0	0	16,000,000	16,000,000	16,000,000	16,000,000	0	16,000,000	0	0
2.1.8.04	E	Contribucione	264,200,000	0	0	264,200,000	46,579,004	154,737,938	46,579,004	46,579,004	46,579,004	109,462,062	108,158,934
2.1.8.04.01	E	Cuota de fisc	158,200,000	0	0	158,200,000	0	108,158,934	0	0	0	50,041,066	108,158,934
2.1.8.04.01.01.01	R	Transferencias	158,200,000	0	0	158,200,000	0	108,158,934	0	0	0	50,041,066	108,158,934
2.1.8.04.07.01	R	Contribución d	106,000,000	0	0	106,000,000	46,579,004	46,579,004	46,579,004	46,579,004	46,579,004	59,420,996	0
2.1.8.05	E	Multas, sancio	22,000,000	0	0	22,000,000	0	0	0	0	0	22,000,000	0
2.1.8.05.01	E	Multas y sanci	22,000,000	0	0	22,000,000	0	0	0	0	0	22,000,000	0
2.1.8.05.01.001.01	R	Multas Superin	9,000,000	0	0	9,000,000	0	0	0	0	0	9,000,000	0
2.1.8.05.01.004.01	R	Sanciones ad	13,000,000	0	0	13,000,000	0	0	0	0	0	13,000,000	0
2.3	E	Inversión	0	5,002,775,103	0	5,002,775,103	2,305,606,197	2,928,223,769	1,387,453,788	221,665,045	1,387,453,788	2,074,551,334	622,617,572
2.3.2	E	Adquisición de	0	5,002,775,103	0	5,002,775,103	2,305,606,197	2,928,223,769	1,387,453,788	221,665,045	1,387,453,788	2,074,551,334	622,617,572
2.3.2.01	E	Adquisición de	0	5,002,775,103	0	5,002,775,103	2,305,606,197	2,928,223,769	1,387,453,788	221,665,045	1,387,453,788	2,074,551,334	622,617,572
2.3.2.01.01	E	Activos fijos	0	5,002,775,103	0	5,002,775,103	2,305,606,197	2,928,223,769	1,387,453,788	221,665,045	1,387,453,788	2,074,551,334	622,617,572
2.3.2.01.01.001	E	Edificaciones y	0	3,117,197,656	0	3,117,197,656	1,611,310,487	2,233,928,059	693,158,078	221,665,045	693,158,078	883,269,597	622,617,572
2.3.2.01.01.001.02	E	Edificaciones d	0	3,117,197,656	0	3,117,197,656	1,611,310,487	2,233,928,059	693,158,078	221,665,045	693,158,078	883,269,597	622,617,572

Ejecución Presupuestal de Gastos Julio de 2025

EMPRESA SOCIAL DEL ESTADO PASTO SALUD ESE - Nit: 900091143


Vigencia: 2025 Mes: Julio Rubros: 2 a 29 Sede: todas Decimales: 0

Fecha de Impresión 22/09/2025


Page 7 of 8

Numeral	Tipo	Descripción	Presupuesto				Compromisos C	Disponibilidades G	Obligaciones	Pagos		Saldo de apropiación por ejecutar L=D - G	Disponibilidades Abiertas L= G - C
			Inicio	Adición Crédito	Reducción ContraCrédito	Definitivo				Del Mes	Total		
2.4.1.01.03.020.01.01	R	Bienestar Soci	0	0	0	0	0	0	0	0	0	0	0
2.4.1.02	E	Personal supe	15,090,986,008	105,000,000	50,000,000	15,145,986,008	7,521,267,823	7,766,317,110	7,520,245,436	1,305,821,231	6,557,908,091	7,379,668,898	245,049,287
2.4.1.02.01	E	Factores cons	10,013,967,233	0	0	10,013,967,233	4,368,962,298	4,595,714,935	4,368,034,860	987,895,166	4,368,034,860	5,418,252,298	226,752,637
2.4.1.02.01.001	E	Factores sala	10,013,967,233	0	0	10,013,967,233	4,368,962,298	4,595,714,935	4,368,034,860	987,895,166	4,368,034,860	5,418,252,298	226,752,637
2.4.1.02.01.001.01.01	R	Sueldo básico	7,128,370,465	0	0	7,128,370,465	3,147,631,677	3,147,631,677	3,147,631,677	435,162,517	3,147,631,677	3,980,738,788	0
2.4.1.02.01.001.02.01	R	Horas extras, d	738,396,111	0	0	738,396,111	320,048,600	320,048,600	320,048,600	51,089,723	320,048,600	418,347,511	0
2.4.1.02.01.001.04.01	R	Subsidio de a	183,066,744	0	0	183,066,744	90,791,650	90,791,650	90,791,650	12,851,660	90,791,650	92,275,094	0
2.4.1.02.01.001.05.01	R	Auxilio de tran	290,640,776	0	0	290,640,776	196,372,824	196,372,824	196,372,824	27,800,004	196,372,824	94,267,952	0
2.4.1.02.01.001.06.01	R	Prima de serv	454,954,208	0	0	454,954,208	400,585,709	400,585,709	400,585,709	396,656,942	400,585,709	54,368,499	0
2.4.1.02.01.001.07.01	R	Bonificación p	244,752,628	0	0	244,752,628	31,770,691	31,770,691	31,770,691	474,747	31,770,691	212,981,937	0
2.4.1.02.01.001.08	E	Prestaciones s	973,786,301	0	0	973,786,301	181,761,147	408,513,784	180,833,709	63,859,573	180,833,709	565,272,517	226,752,637
2.4.1.02.01.001.08.01.01	R	Prima de navi	555,059,932	0	0	555,059,932	10,191,611	10,191,611	10,191,611	3,721,168	10,191,611	544,868,321	0
2.4.1.02.01.001.08.02.01	R	Prima de vaca	418,726,369	0	0	418,726,369	171,569,536	398,322,173	170,642,098	60,138,405	170,642,098	20,404,196	226,752,637
2.4.1.02.02	E	Contribucione	4,544,738,524	105,000,000	50,000,000	4,599,738,524	2,924,064,134	2,924,064,134	2,924,064,134	271,718,001	1,961,726,789	1,675,674,390	0
2.4.1.02.02.001.01	R	Aportes a la s	1,326,351,230	0	0	1,326,351,230	706,718,258	706,718,258	706,718,258	100,997,412	704,161,970	619,632,972	0
2.4.1.02.02.002.01	R	Aportes a la s	928,488,401	0	50,000,000	878,488,401	498,701,651	498,701,651	498,701,651	71,284,316	496,896,538	379,786,750	0
2.4.1.02.02.003.01	R	Aportes de ce	6,963,516	0	0	6,963,516	0	0	0	0	0	6,963,516	0
2.4.1.02.02.003.02	R	Aportes de ce	954,959,524	105,000,000	0	1,059,959,524	1,049,147,424	1,049,147,424	1,049,147,424	4,223,569	93,355,647	10,812,100	0
2.4.1.02.02.004.01	R	Aportes a caj	481,942,867	0	0	481,942,867	248,647,264	248,647,264	248,647,264	35,096,840	247,796,258	233,295,603	0
2.4.1.02.02.005.01	R	Aportes gener	237,303,211	0	0	237,303,211	109,928,473	109,928,473	109,928,473	16,230,630	109,660,223	127,374,738	0
2.4.1.02.02.006.01	R	Aportes al ICB	366,389,601	0	0	366,389,601	186,535,093	186,535,093	186,535,093	26,328,713	185,896,194	179,854,508	0
2.4.1.02.02.007.01	R	Aportes al SEN	242,340,174	0	0	242,340,174	124,385,971	124,385,971	124,385,971	17,556,521	123,959,959	117,954,203	0
2.4.1.02.03	E	Remuneracion	532,280,251	0	0	532,280,251	228,241,391	246,538,041	228,146,442	46,208,064	228,146,442	285,742,210	18,296,650
2.4.1.02.03.001	E	Prestaciones s	532,280,251	0	0	532,280,251	228,241,391	246,538,041	228,146,442	46,208,064	228,146,442	285,742,210	18,296,650
2.4.1.02.03.001.01.01	R	Vacaciones	411,929,758	0	0	411,929,758	199,283,832	199,283,832	199,283,832	36,508,400	199,283,832	212,645,926	0
2.4.1.02.03.001.02.01	R	Indemnización	74,911,565	0	0	74,911,565	9,296,013	9,296,013	9,296,013	2,773,528	9,296,013	65,615,552	0
2.4.1.02.03.001.03.01	R	Bonificación e	45,438,928	0	0	45,438,928	19,661,546	37,958,196	19,566,597	6,926,136	19,566,597	7,480,732	18,296,650
2.4.1.02.03.020	R	Estímulos a l	0	0	0	0	0	0	0	0	0	0	0
2.4.1.02.03.020.01.01	R	Bienestar Soci	0	0	0	0	0	0	0	0	0	0	0
2.4.5	E	Gastos de co	28,747,805,72517	168,321,964	985,300,000	44,930,827,689	27,309,568,078	30,692,383,598	18,956,988,762	3,203,330,482	18,894,675,911	14,238,444,091	3,382,815,520
2.4.5.01	E	Materiales y s	13,694,325,165	1,904,771,874	553,000,000	15,046,097,039	8,393,582,176	11,183,661,546	6,125,692,003	842,153,547	6,082,174,152	3,862,435,493	2,790,079,370
2.4.5.01.01	R	Minerales; ele	0	0	0	0	0	0	0	0	0	0	0
2.4.5.01.02	R	Productos ali	0	0	0	0	0	0	0	0	0	0	0
2.4.5.01.03	E	Otros bienes t	13,694,325,165	1,904,771,874	553,000,000	15,046,097,039	8,393,582,176	11,183,661,546	6,125,692,003	842,153,547	6,082,174,152	3,862,435,493	2,790,079,370
2.4.5.01.03.01.01	R	Productos Far	8,844,560,734	553,000,000	553,000,000	8,844,560,734	4,060,122,921	6,613,513,151	2,777,939,947	440,303,522	2,748,569,455	2,231,047,583	2,553,390,230
2.4.5.01.03.01.02	R	Material médic	1,396,097,765	0	0	1,396,097,765	694,252,227	804,317,510	449,695,176	187,712,848	443,842,944	591,780,255	110,065,283
2.4.5.01.03.01.03	R	Material Odont	516,683,533	0	0	516,683,533	385,447,497	402,545,116	277,167,046	0	271,840,794	114,138,417	17,097,619
2.4.5.01.03.01.04	R	Material para L	2,936,983,133	0	0	2,936,983,133	1,921,799,306	2,031,325,544	1,335,154,141	214,137,177	1,332,185,266	905,657,589	109,526,238
2.4.5.01.03.02.01	R	Productos far	0	918,609,830	0	918,609,830	912,575,316	912,575,316	874,633,935	0	874,633,935	6,034,514	0
2.4.5.01.03.02.02	R	Material médic	0	302,564,598	0	302,564,598	289,829,739	289,829,739	281,546,588	0	281,546,588	12,734,859	0
2.4.5.01.03.02.03	R	Material odontc	0	37,477,962	0	37,477,962	36,586,578	36,586,578	36,586,578	0	36,586,578	891,384	0
2.4.5.01.03.02.04	R	Material para l	0	93,119,484	0	93,119,484	92,968,592	92,968,592	92,968,592	0	92,968,592	150,892	0


Numeral	Tipo	Descripcion	Presupuesto				Compromisos C	Disponibilidades G	Obligaciones	Pagos		Saldo de apropiación por ejecutar L=D - G	Disponibilidades Abiertas L= G - C
			Inicio	Adición Crédito	Reducción ContraCrédito	Definitivo				Del Mes	Total		
2.4.5.01.04.01	R	Productos met	0	0	0	0	0	0	0	0	0	0	0
2.4.5.02	E	Adquisición de	15,053,480,560	15,263,550,090	432,300,000	29,884,730,650	18,915,985,902	19,508,722,052	12,831,296,759	2,361,176,935	12,812,501,759	10,376,008,598	592,736,150
2.4.5.02.05	R	Servicios de la	0	0	0	0	0	0	0	0	0	0	0
2.4.5.02.06	E	Servicios de a	600,000,000	200,000,000	100,000,000	700,000,000	320,000,000	320,000,000	256,017,935	102,719,550	254,060,429	380,000,000	0
2.4.5.02.06.01.01	R	Alimentación -	600,000,000	200,000,000	100,000,000	700,000,000	320,000,000	320,000,000	256,017,935	102,719,550	254,060,429	380,000,000	0
2.4.5.02.06.02.01	R	Alimentación -	0	0	0	0	0	0	0	0	0	0	0
2.4.5.02.07	R	Servicios finan	0	0	0	0	0	0	0	0	0	0	0
2.4.5.02.08	E	Servicios prest	4,974,267,990	4,659,656,828	332,300,000	9,301,624,818	7,369,878,672	7,649,114,822	3,721,949,881	1,077,914,698	3,705,374,303	1,652,509,997	279,236,150
2.4.5.02.08.01.01	R	Servicios Persc	1,467,267,990	160,535,983	0	1,627,803,973	1,467,300,000	1,581,182,140	577,600,000	225,600,000	567,400,000	46,621,833	113,882,140
2.4.5.02.08.01.02	R	Control de Ca	90,000,000	0	0	90,000,000	52,714,251	52,714,251	34,366,336	21,433,915	34,139,244	37,285,749	0
2.4.5.02.08.01.03	R	Otros Gastos d	50,000,000	259,838,194	132,300,000	177,538,194	67,080,000	67,080,000	18,529,860	4,194,770	18,529,860	110,458,194	0
2.4.5.02.08.01.05	R	Transferencias	3,367,000,000	200,000,000	200,000,000	3,367,000,000	1,970,980,000	2,024,980,000	1,167,418,971	289,429,288	1,164,578,645	1,342,020,000	54,000,000
2.4.5.02.08.01.06	R	Servicios Persc	0	2,315,447,555	0	2,315,447,555	2,222,275,000	2,313,750,000	988,135,000	422,160,000	988,135,000	1,697,555	91,475,000
2.4.5.02.08.01.07	R	Servicios Persc	0	45,201,320	0	45,201,320	0	0	0	0	0	45,201,320	0
2.4.5.02.08.01.08	R	Otros Gastos, l	0	661,157,150	0	661,157,150	641,278,140	661,157,150	309,612,760	115,096,725	306,304,600	0	19,879,010
2.4.5.02.08.02.01	R	Servicios Persc	0	6,000,000	0	6,000,000	6,000,000	6,000,000	0	0	0	0	0
2.4.5.02.08.02.02	R	Control de ca	0	32,659,231	0	32,659,231	32,659,231	32,659,231	8,344,331	0	8,344,331	0	0
2.4.5.02.08.02.03	R	Otros gastos d	0	20,903,861	0	20,903,861	20,903,861	20,903,861	20,903,807	0	20,903,807	1	0
2.4.5.02.08.02.05	R	Transferencias	0	828,973,316	0	828,973,316	808,233,438	808,233,438	584,438,816	0	584,438,816	20,739,878	0
2.4.5.02.08.02.06	R	Servicios Persc	0	127,993,367	0	127,993,367	80,357,900	80,357,900	12,600,000	0	12,600,000	47,635,467	0
2.4.5.02.08.02.08	R	Otros Gastos, l	0	946,851	0	946,851	96,851	96,851	0	0	0	850,000	0
2.4.5.02.09	E	Servicios para	9,479,212,570	10,403,893,262	0	19,883,105,832	11,226,107,231	11,539,607,231	8,853,328,944	1,180,542,687	8,853,067,028	8,343,498,601	313,500,000
2.4.5.02.09.01	E	Servicios para	9,479,212,570	10,402,163,340	0	19,881,375,910	11,224,377,310	11,537,877,310	8,853,328,944	1,180,542,687	8,853,067,028	8,343,498,600	313,500,000
2.4.5.02.09.01.01	R	Servicios Persc	9,479,212,570	10,402,163,340	0	19,881,375,910	11,224,377,310	11,537,877,310	8,853,328,944	1,180,542,687	8,853,067,028	8,343,498,600	313,500,000
2.4.5.02.09.02.01	R	Servicios Persc	0	1,729,922	0	1,729,922	1,729,921	1,729,921	0	0	0	1	0



Edgardo Romo Genoy
Profesional Universitario Presupuesto



Diego Fernando Morales Ortegon
Gerente



Myriam Ruth Bolaños Delgado
SubGerencia Financiera y Comercial

NOMBRE	VARIABLES	META	FUENTES	DATOS - INDICADOR				ANALISIS RESULTADO
				2025		2024		
Resultado Equilibrio presupuestal con Recaudo	Valor de la ejecucion de ingresos totales recaudados en al vigencia (incluye recaudo de CxC de vigencias anteriores)/ valor de la ejecucion de gastos coprometidos incluyendo CxP de vigencias anteriores.	> ó = 1,00	Ejecucion presupuestal	\$ 79,751,364,188.00	1.27	\$ 62,571,004,425.00	0.97	Informacion a 31 de JULIO de 2025, el resultado del indicador muestra que el total del recaudo por concepto de ingresos representa el 1.27 del total de los gastos comprometidos.
				\$ 62,570,642,516.00		\$ 64,386,420,008.00		
Superávit o Déficit presupuestal	Valor de la ejecucion de ingresos totales reconocidos en la vigencia (incluye recaudo de CxC de vigencias anteriores)/ valor de la ejecucion de gastos coprometidos incluyendo CxP de vigencias anteriores	> ó = 1,00	Ejecucion presupuestal	\$ 86,303,351,781.00	1.38	\$ 67,653,276,832.00	1.05	Informacion a 31 DE JULIO de 2025, el resultado del indicador muestra que para financiar el 100% de los compromisos se cuenta con el 1.38 en reconocimientos de Ingresos a JULIO de 2025.
				\$ 62,570,642,516.00		\$ 64,386,420,008.00		
% DE EJECUCION DE INGRESOS	Valor de la ejecucion de ingresos totales recaudados la vigencia (incluye recaudo de CxC de vigencias anteriores)/ valor de la apropiación definitiva de ingresos	100%	Ejecucion presupuestal	\$ 79,751,364,188.00	0.72	\$ 62,571,004,425.00	0.62	Informacion a 31 de JULIO de 2025, el resultado del indicador muestra que del total del Presupuesto de ingresos aprobado se ha ejecutado en un 72%.
				\$ 111,192,135,636.00		\$ 101,602,771,457.00		
% DE EJECUCION DE GASTOS	Valor de la ejecucion de gastos totales comprometidos en la vigencia / valor de la apropiación definitiva de Gastos	100%	Ejecucion presupuestal	\$ 62,570,642,516.00	0.56	\$ 64,386,420,008.00	0.63	Informacion a 31 de JULIO de 2025, el resultado del indicador mide el nivel de gastos comprometidos con relación al total del presupuesto que corresponde al 56%.
				\$ 111,192,135,636.00		\$ 101,602,771,463.00		

San Juan de Pasto, 28 de agosto de 2025



EDGARDO ROMO GENOY
Profesional Universitario Presupuesto